


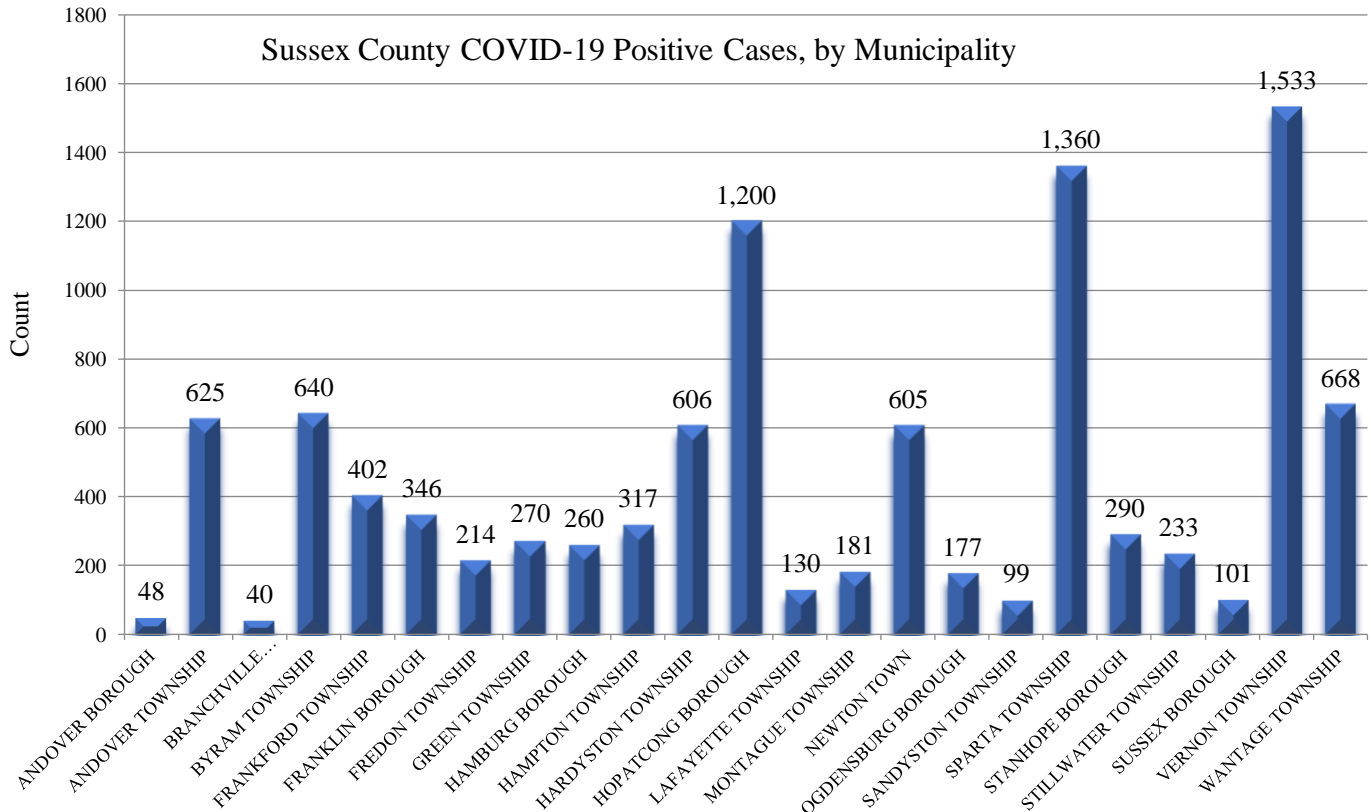
# Sussex County COVID-19 Weekly Report

## 01/01/2020 – 03/11/2021

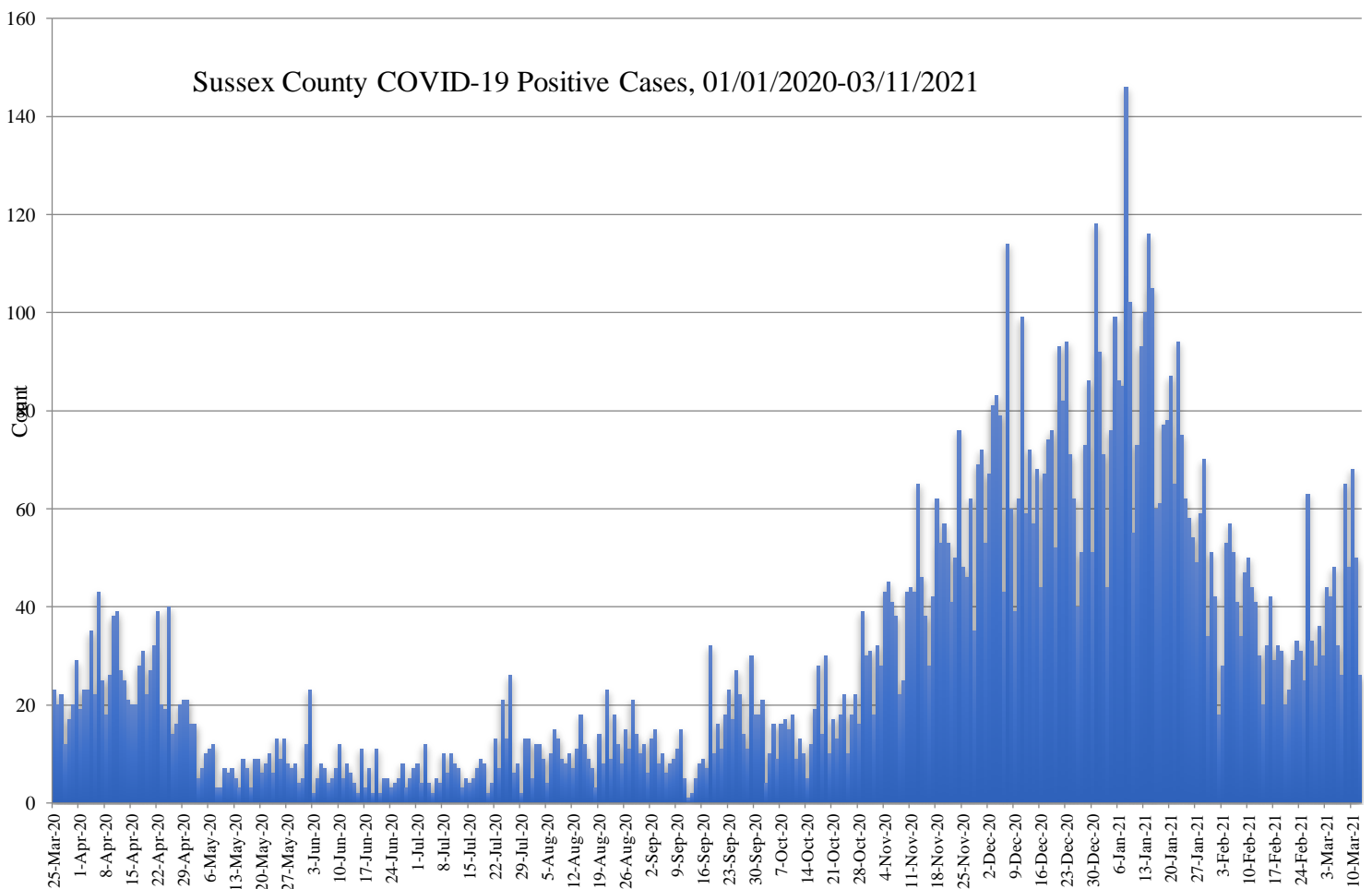
**Table 1: Sussex County Total COVID-19 Cases by Municipality**

Communicable Disease Reporting and Surveillance System		CDRSS STATISTICS REPORT	03/12/2021
		DATE FOR REPORT	
		FROM 01/01/2020 TO 03/11/2021	
		GROUP BY: TOTAL CASES BY MUNICIPALITY	
			COUNT
MUNICIPALITY: ANDOVER BOROUGH			48
MUNICIPALITY: ANDOVER TOWNSHIP			625
MUNICIPALITY: BRANCHVILLE BOROUGH			40
MUNICIPALITY: BYRAM TOWNSHIP			640
MUNICIPALITY: FRANKFORD TOWNSHIP			402
MUNICIPALITY: FRANKLIN BOROUGH			346
MUNICIPALITY: FREDON TOWNSHIP			214
MUNICIPALITY: GREEN TOWNSHIP			270
MUNICIPALITY: HAMBURG BOROUGH			260
MUNICIPALITY: HAMPTON TOWNSHIP			317
MUNICIPALITY: HARDYSTON TOWNSHIP			606
MUNICIPALITY: HOPATCONG BOROUGH			1,200
MUNICIPALITY: LAFAYETTE TOWNSHIP			130
MUNICIPALITY: MONTAGUE TOWNSHIP			181
MUNICIPALITY: NEWTON TOWN			605
MUNICIPALITY: OGDENSBURG BOROUGH			177
MUNICIPALITY: SANDYSTON TOWNSHIP			99
MUNICIPALITY: SPARTA TOWNSHIP			1,360
MUNICIPALITY: STANHOPE BOROUGH			290
MUNICIPALITY: STILLWATER TOWNSHIP			233
MUNICIPALITY: SUSSEX BOROUGH			101
MUNICIPALITY: VERNON TOWNSHIP			1,533
MUNICIPALITY: WANTAGE TOWNSHIP			668
TOTAL CASES:			<b>10,345</b>

**Figure 1: Sussex County Total COVID-19 Cases by Municipality**



**Figure 2: Sussex County Positive COVID-19 Cases by Reported Date**

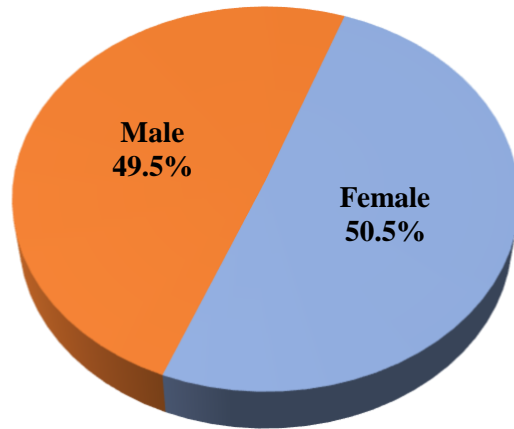


**Table 2:** Sussex County Positive COVID-19 Cases by Gender

Gender	Count	Percentage
Female	5,225	50.5%
Male	5,120	49.5%

**Figure 3:** Sussex County Positive COVID-19 Cases by Gender

Sussex County Total Positive COVID-19 Cases by Gender

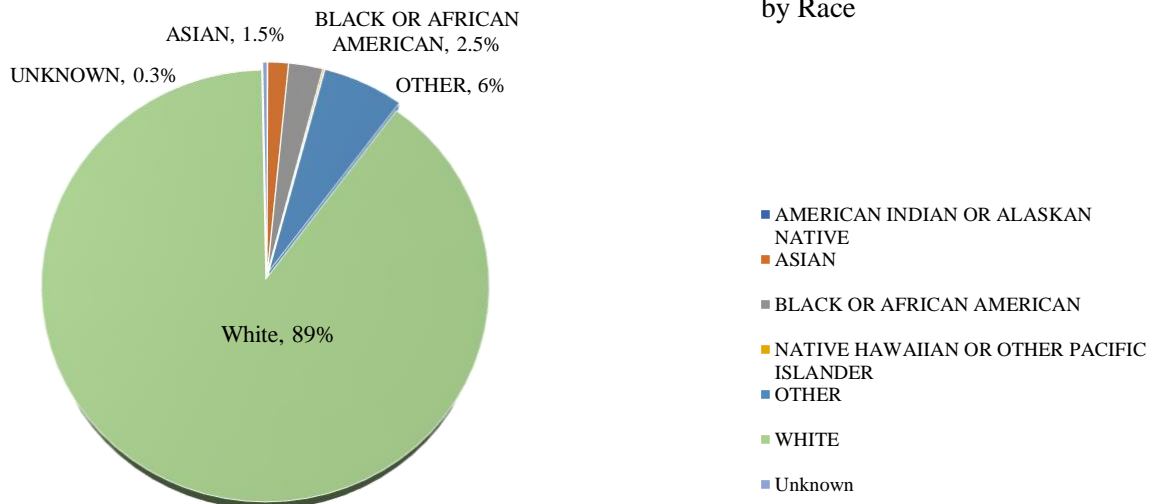


**Table 3:** Sussex County Positive COVID-19 Cases by Race

Race	Count	Percentage
AMERICAN INDIAN OR ALASKAN NATIVE	8	0.1%
ASIAN	164	1.5%
BLACK OR AFRICAN AMERICAN	237	2.5%
NATIVE HAWAIIAN OR OTHER PACIFIC ISLANDER	6	0.1%
OTHER	655	6%
WHITE	9,241	89%
UNKNOWN	35	0.3%

**Figure 4:** Sussex County Positive COVID-19 Cases by Race

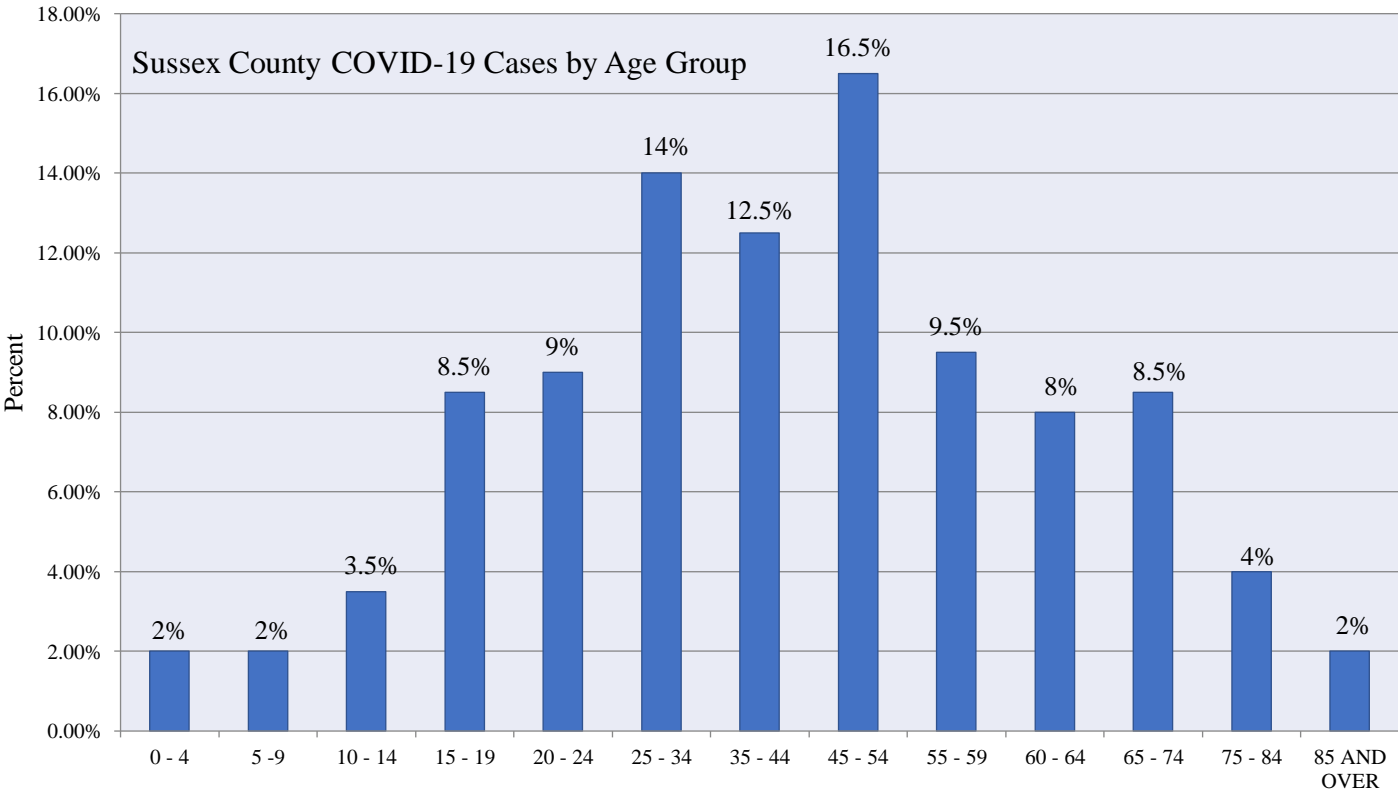
Sussex County Total Positive COVID-19 Cases by Race



**Table 4:** Sussex County Positive COVID-19 Cases by Age

Minimum Age	Average Age	Maximum Age
1 Month	42Y 11M	105Y 10M

**Figure 5:** Sussex County Positive COVID-19 Cases by Age Group



**Table 5: Sussex County COVID-19 Deaths by Municipality, 01/01/2020 - 03/11/2021**Communicable Disease Reporting and  
Surveillance System

**CDRSS STATISTICS REPORT**  
**DATE FOR REPORT**  
**FROM 01/01/2020 TO 03/11/2021**  
**GROUP BY: DEATHS BY MUNICIPALITY**

03/12/2021



	COUNT
MUNICIPALITY: ANDOVER TOWNSHIP	124
MUNICIPALITY: BYRAM TOWNSHIP	8
MUNICIPALITY: FRANKFORD TOWNSHIP	32
MUNICIPALITY: FRANKLIN BOROUGH	2
MUNICIPALITY: FREDON TOWNSHIP	4
MUNICIPALITY: GREEN TOWNSHIP	4
MUNICIPALITY: HAMBURG BOROUGH	4
MUNICIPALITY: HAMPTON TOWNSHIP	3
MUNICIPALITY: HARDYSTON TOWNSHIP	10
MUNICIPALITY: HOPATCONG BOROUGH	14
MUNICIPALITY: LAFAYETTE TOWNSHIP	1
MUNICIPALITY: MONTAGUE TOWNSHIP	3
MUNICIPALITY: NEWTON TOWN	21
MUNICIPALITY: OGDENSBURG BOROUGH	4
MUNICIPALITY: SANDYSTON TOWNSHIP	1
MUNICIPALITY: SPARTA TOWNSHIP	17
MUNICIPALITY: STANHOPE BOROUGH	2
MUNICIPALITY: STILLWATER TOWNSHIP	2
MUNICIPALITY: SUSSEX BOROUGH	1
MUNICIPALITY: VERNON TOWNSHIP	15
MUNICIPALITY: WANTAGE TOWNSHIP	6
<b>TOTAL FOR PAT DIED</b>	<b>278</b>

**Table 6: Sussex County New Reported COVID-19 Related Deaths - 03/11/2021**

Deceased	Age	Gender	Township	Date of Death	Case Status
1	89Y 1M	FEMALE	HOPATCONG BOROUGH	03/09/2021	CONFIRMED

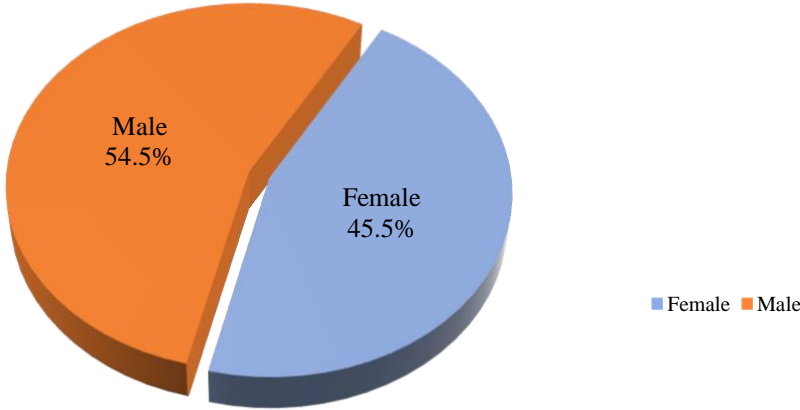


**Table 7:** Sussex County COVID-19 Deaths by Gender

Gender	Count	Percentage
Female	127	45.5%
Male	151	54.5%

**Figure 8:** Sussex County COVID-19 Deaths by Gender

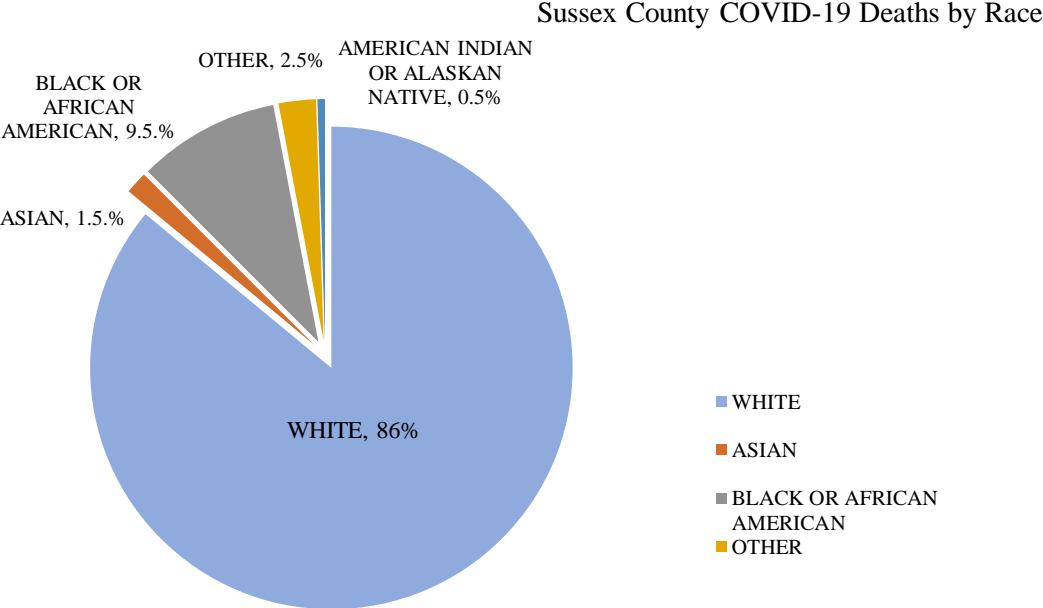
Sussex County COVID-19 Deaths by Gender



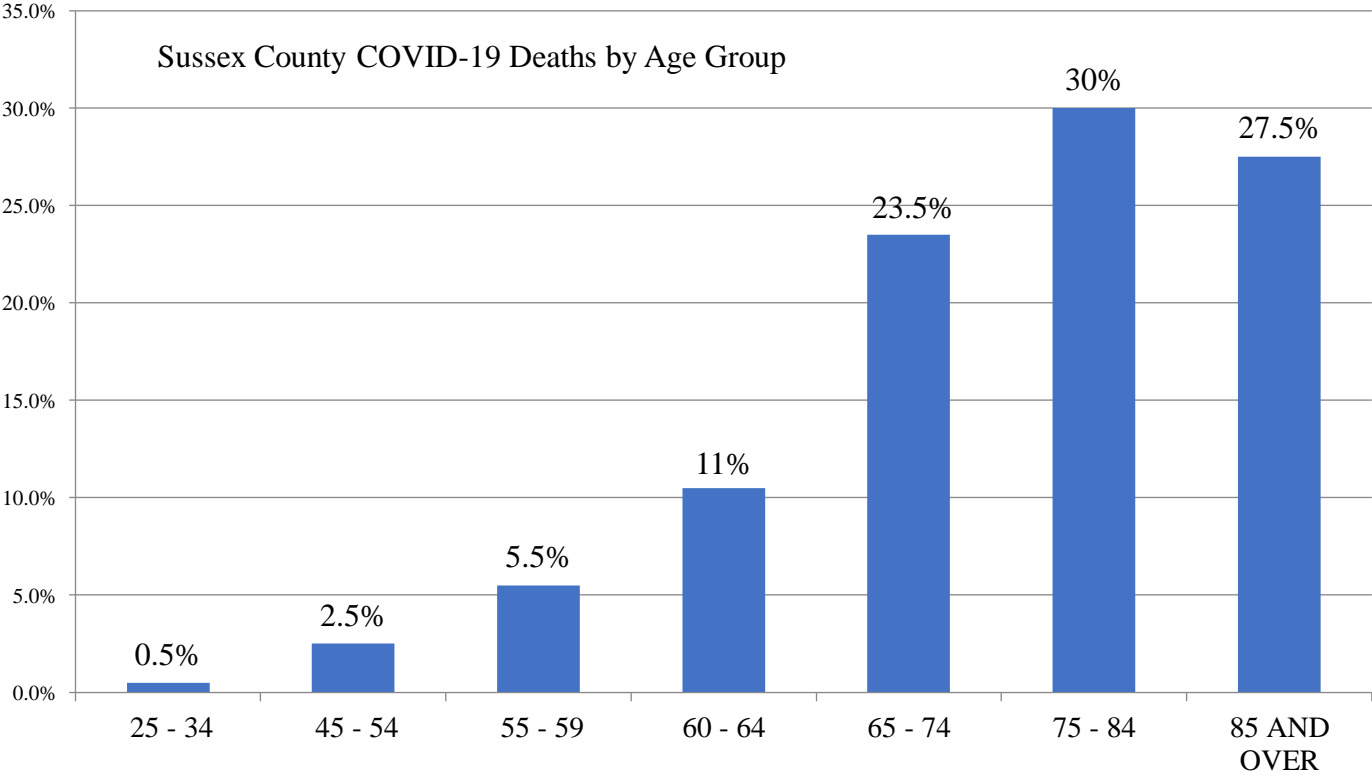
**Table 8:** Sussex County COVID-19 Deaths by Race

Race	Count	Percentage
AMERICAN INDIAN OR ALASKAN NATIVE	1	0.5%
ASIAN	4	1.5%
BLACK OR AFRICAN AMERICAN	26	9.5%
OTHER	7	2.5%
WHITE	240	86%

**Figure 9: Sussex County COVID-19 Deaths by Race**

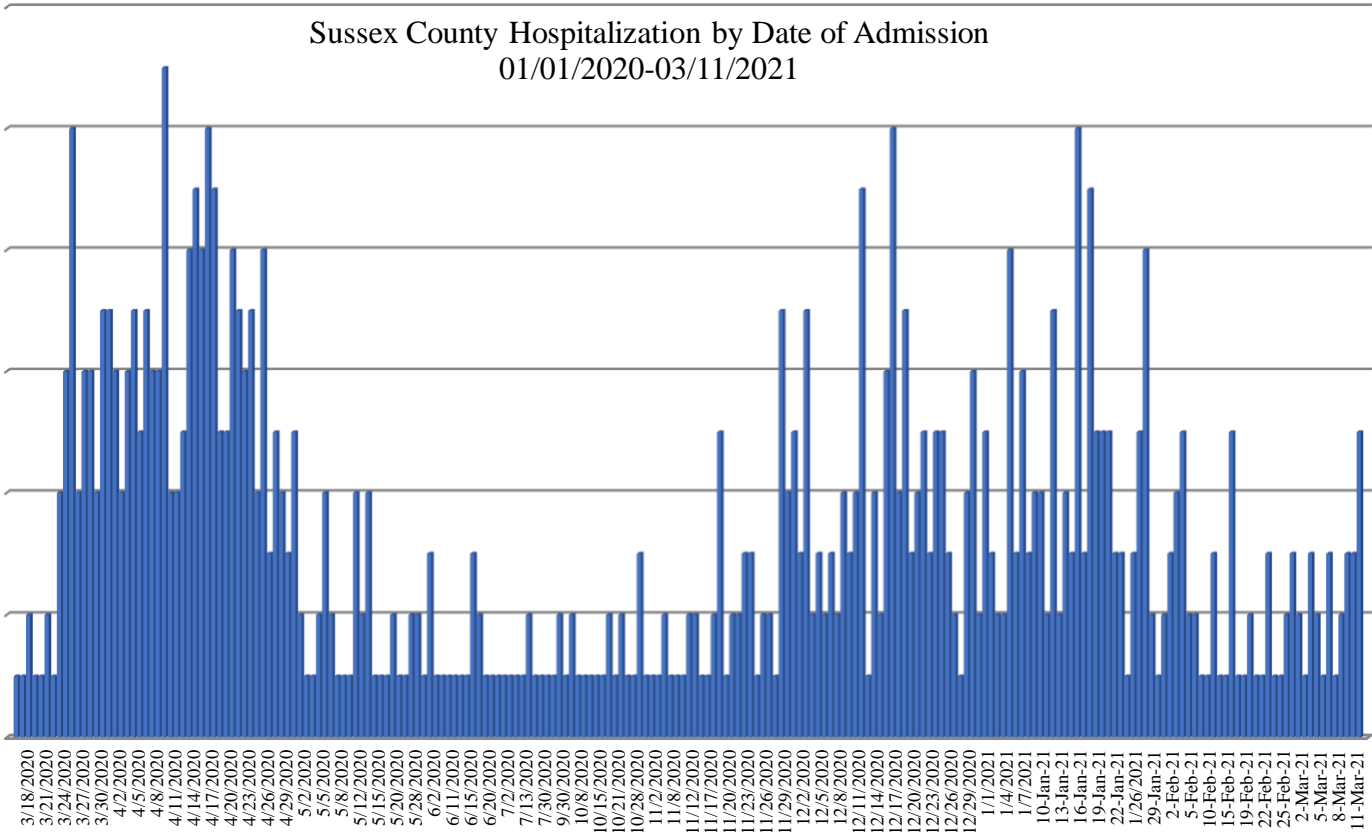


**Figure 10: Sussex County COVID-19 Deaths by Age Group**





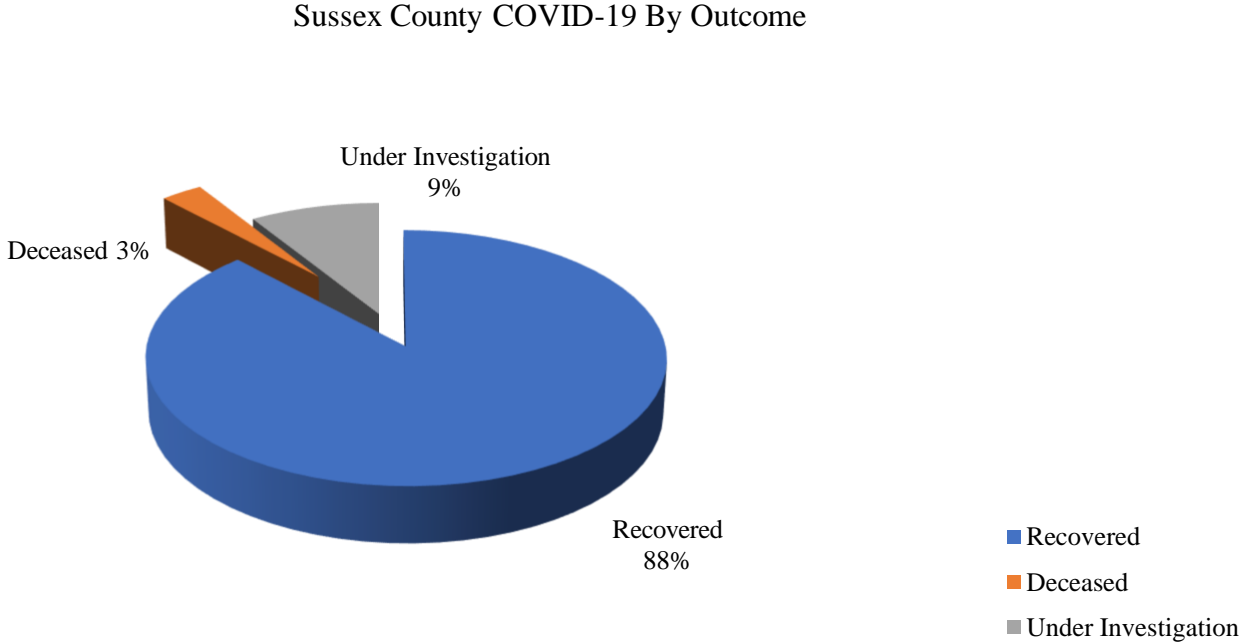
**Figure 11: Sussex County COVID-19 Related Hospitalizations by Date of Admission**



**Table 9: Sussex County COVID-19 Cases by Outcome – 03/11/2021**

Total Number of Cases	Total Number of Cases Recovered	Total Number of Cases Deceased	Total Number of Cases Under Investigation
10,345	9,123	278	944

**Figure 12: Sussex County COVID-19 Cases by Outcome**



\_END\_  
March 12, 2021