

Sussex County COVID-19 Weekly Report

01/01/2020 – 10/08/2020

Table 1: Sussex County Total COVID-19 Cases by Municipality


Communicable Disease Reporting and Surveillance System		CDRSS STATISTICS REPORT		10/09/2020
		DATE FOR REPORT		
		FROM 01/01/2020 TO 10/08/2020		
		GROUP BY: TOTAL CASES BY MUNICIPALITY		
				COUNT
MUNICIPALITY: ANDOVER BOROUGH				2
MUNICIPALITY: ANDOVER TOWNSHIP				253
MUNICIPALITY: BRANCHVILLE BOROUGH				11
MUNICIPALITY: BYRAM TOWNSHIP				91
MUNICIPALITY: FRANKFORD TOWNSHIP				90
MUNICIPALITY: FRANKLIN BOROUGH				51
MUNICIPALITY: FREDON TOWNSHIP				28
MUNICIPALITY: GREEN TOWNSHIP				31
MUNICIPALITY: HAMBURG BOROUGH				47
MUNICIPALITY: HAMPTON TOWNSHIP				41
MUNICIPALITY: HARDYSTON TOWNSHIP				72
MUNICIPALITY: HOPATCONG BOROUGH				165
MUNICIPALITY: LAFAYETTE TOWNSHIP				19
MUNICIPALITY: MONTAGUE TOWNSHIP				40
MUNICIPALITY: NEWTON TOWN				141
MUNICIPALITY: OGDENSBURG BOROUGH				21
MUNICIPALITY: SANDYSTON TOWNSHIP				11
MUNICIPALITY: SPARTA TOWNSHIP				225
MUNICIPALITY: STANHOPE BOROUGH				33
MUNICIPALITY: STILLWATER TOWNSHIP				18
MUNICIPALITY: SUSSEX BOROUGH				20
MUNICIPALITY: VERNON TOWNSHIP				192
MUNICIPALITY: WANTAGE TOWNSHIP				81
TOTAL CASES				1,683

Figure 1: Sussex County Total COVID-19 Cases by Municipality

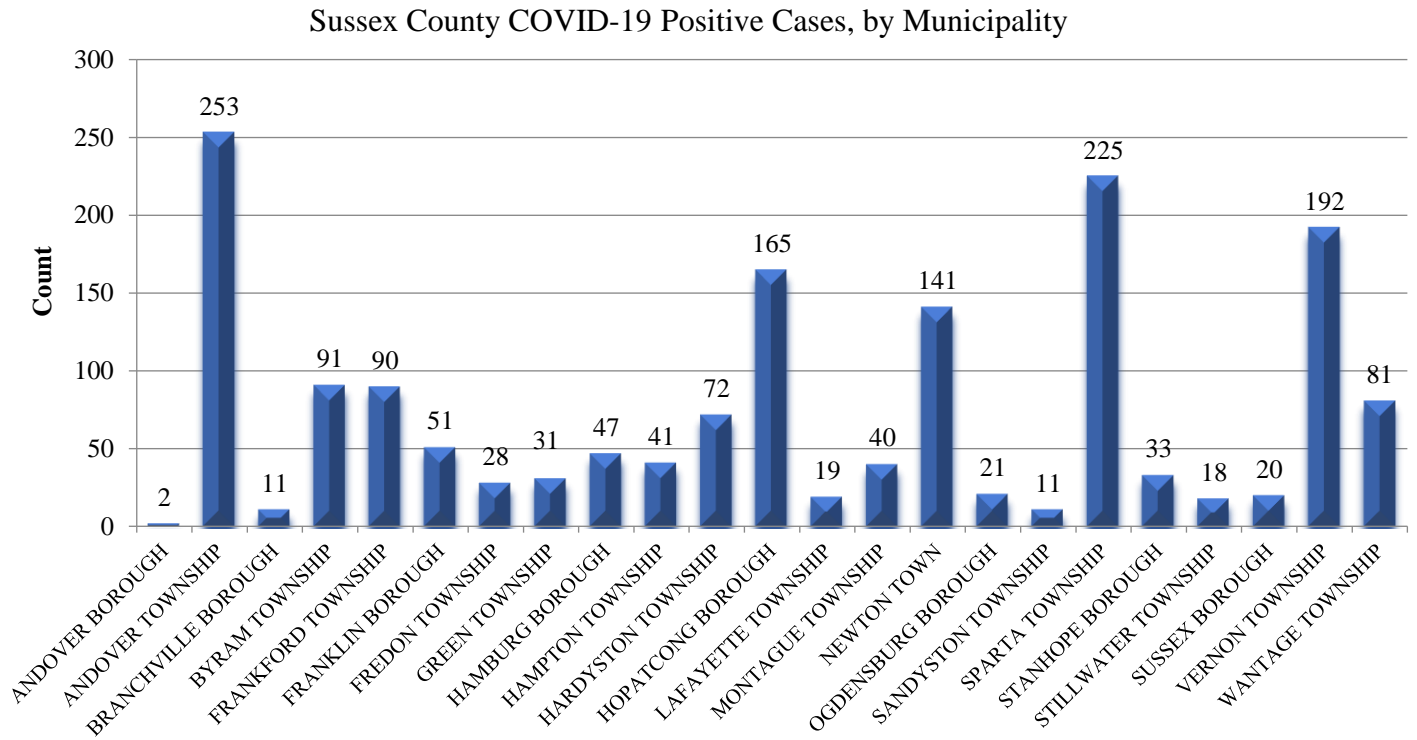


Figure 2: Sussex County Positive COVID-19 Cases by Reported Date

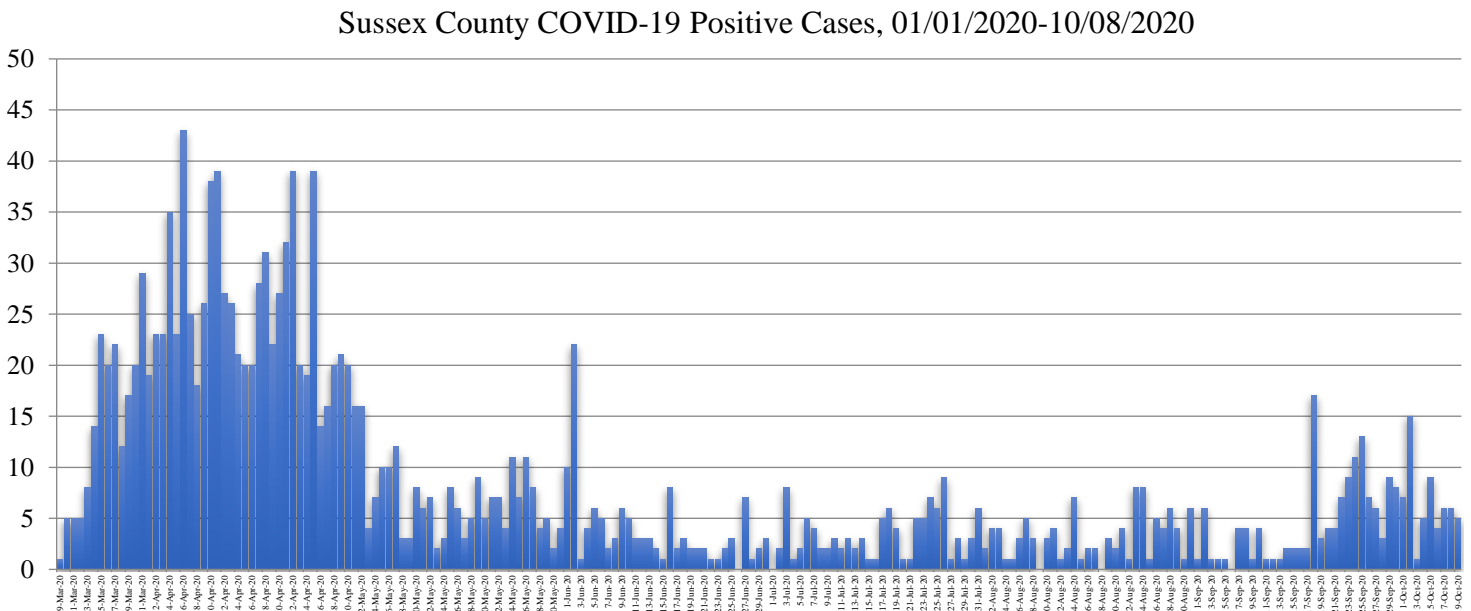


Table 2: Sussex County Positive COVID-19 Cases by Gender

Gender	Count	Percentage
Female	853	51%
Male	830	49%

Figure 3: Sussex County Positive COVID-19 Cases by Gender

Sussex County Total Positive COVID-19 Cases
by Gender

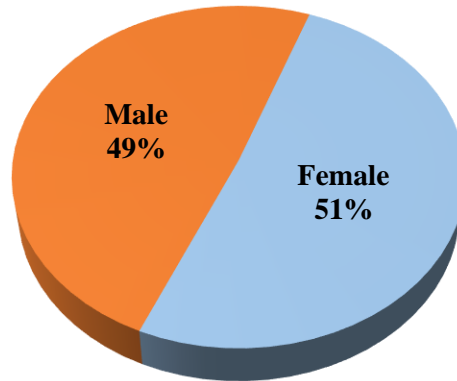


Table 3: Sussex County Positive COVID-19 Cases by Race

Race	Count	Percentage
AMERICAN INDIAN OR ALASKAN NATIVE	2	0.1%
ASIAN	45	3%
BLACK OR AFRICAN AMERICAN	87	5%
NATIVE HAWAIIAN OR OTHER PACIFIC ISLANDER	3	0.2%
OTHER	41	2.5%
WHITE	1,492	88.5%
UNKNOWN	13	1%

Figure 4: Sussex County Positive COVID-19 Cases by Race

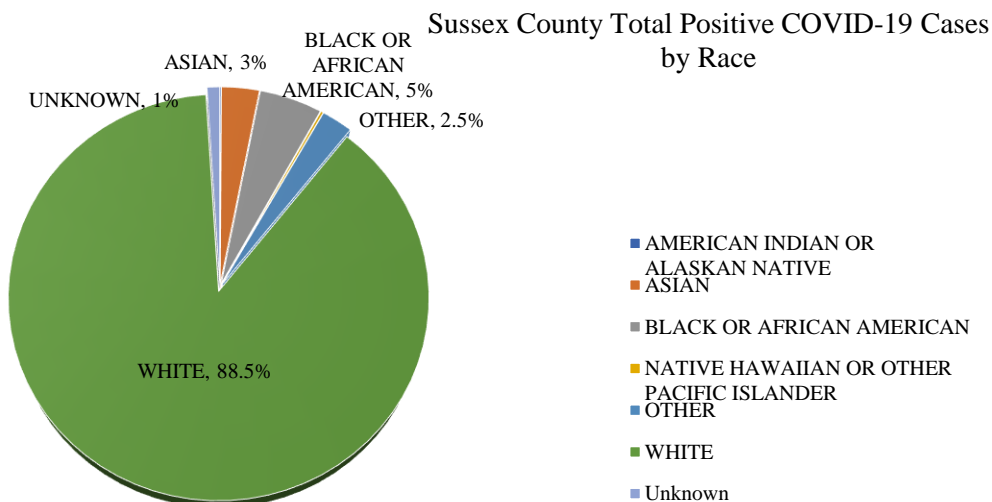


Table 4: Sussex County Positive COVID-19 Cases by Age

Minimum Age	Average Age	Maximum Age
3 Months	51Y 1M	105Y

Figure 5: Sussex County Positive COVID-19 Cases by Age Group

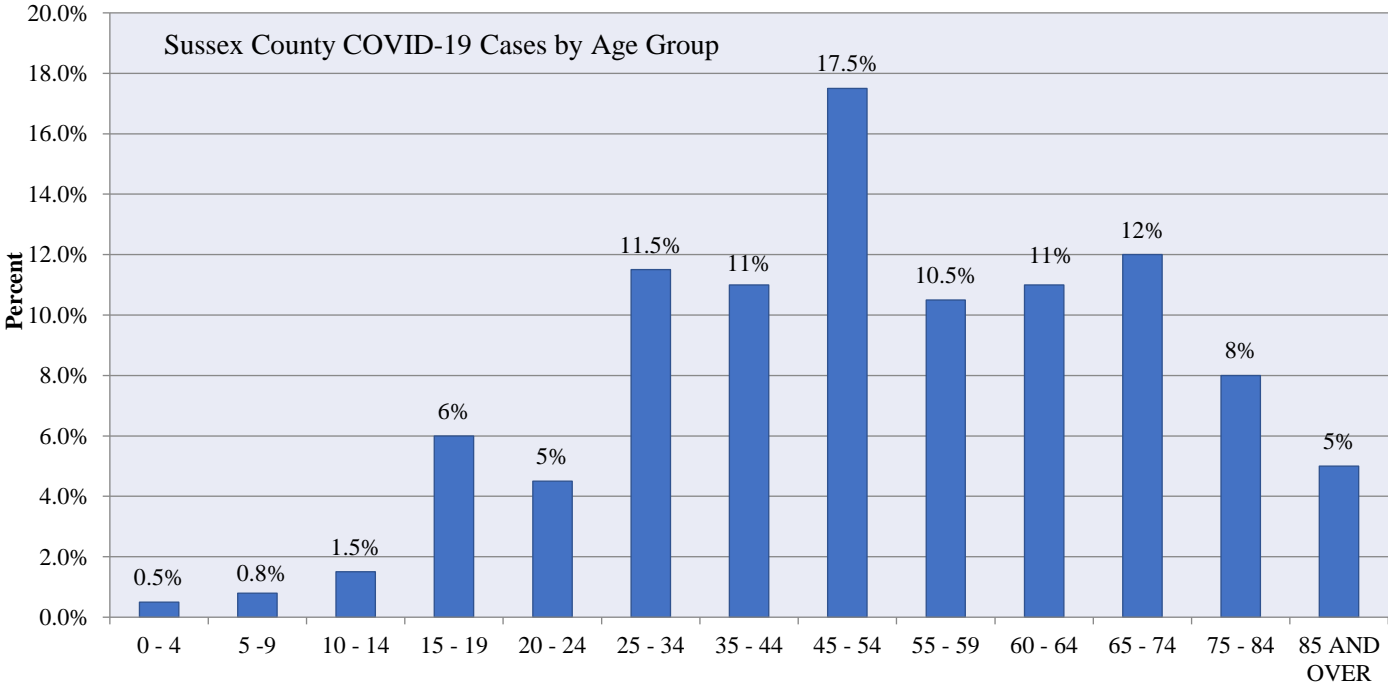


Table 5: Sussex County COVID-19 Deaths by Municipality, 01/01/2020 - 10/08/2020


Communicable Disease Reporting and Surveillance System		CDRSS STATISTICS REPORT		10/09/2020
		DATE FOR REPORT		
		FROM 01/01/2020 TO 10/08/2020		
		GROUP BY: DEATHS BY MUNICIPALITY		
				COUNT
MUNICIPALITY: ANDOVER TOWNSHIP				115
MUNICIPALITY: BYRAM TOWNSHIP				3
MUNICIPALITY: FRANKFORD TOWNSHIP				23
MUNICIPALITY: FRANKLIN BOROUGH				2
MUNICIPALITY: FREDON TOWNSHIP				1
MUNICIPALITY: HAMBURG BOROUGH				1
MUNICIPALITY: HAMPTON TOWNSHIP				3
MUNICIPALITY: HARDYSTON TOWNSHIP				3
MUNICIPALITY: HOPATCONG BOROUGH				7
MUNICIPALITY: MONTAGUE TOWNSHIP				4
MUNICIPALITY: NEWTON TOWN				12
MUNICIPALITY: OGDENSBURG BOROUGH				2
MUNICIPALITY: SANDYSTON TOWNSHIP				1
MUNICIPALITY: SPARTA TOWNSHIP				12
MUNICIPALITY: STANHOPE BOROUGH				1
MUNICIPALITY: VERNON TOWNSHIP				6
MUNICIPALITY: WANTAGE TOWNSHIP				1
TOTAL FOR PAT DIED				197

Table 6: Sussex County New Reported COVID-19 Related Deaths - 10/08/2020

Deceased	Age	Gender	Township	Date of Death	Case Status
0					

Figure 6: Sussex County COVID-19 Deaths by Municipality

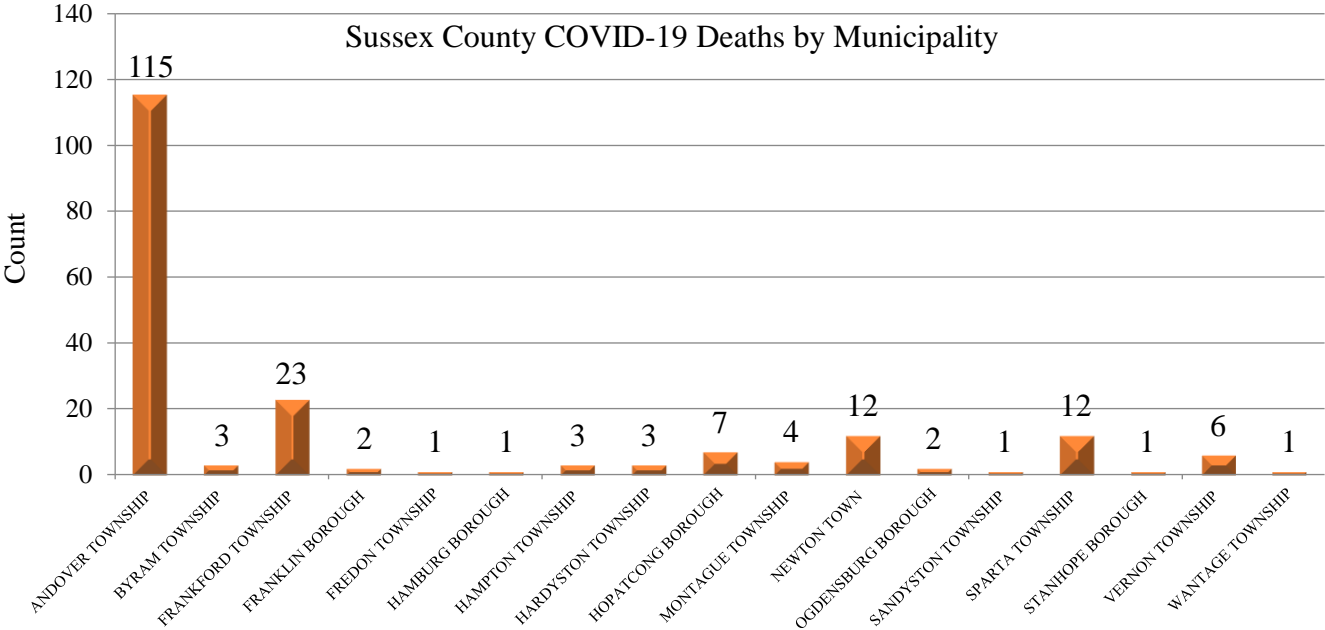


Table 7: Sussex County COVID-19 Deaths by Gender

Gender	Count	Percentage
Female	93	47%
Male	104	53%

Figure 7: Sussex County COVID-19 Deaths by Gender

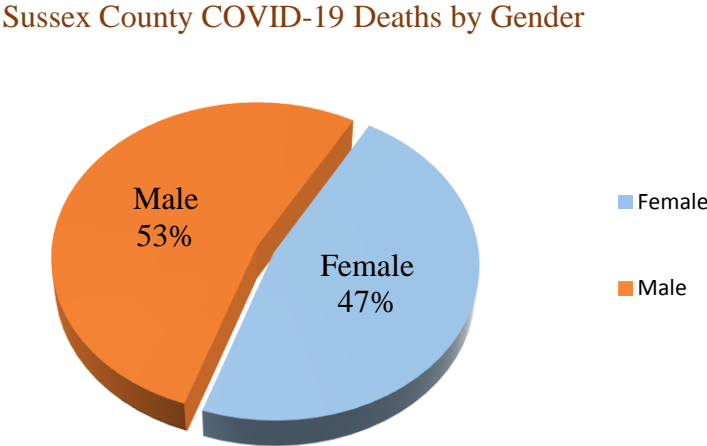


Table 8: Sussex County COVID-19 Deaths by Race

Race	Count	Percentage
AMERICAN INDIAN OR ALASKAN NATIVE	1	0.5%
ASIAN	4	2%
BLACK OR AFRICAN AMERICAN	24	12%
OTHER	2	1%
WHITE	165	84%
UNKNOWN	1	0.5%

Figure 8: Sussex County COVID-19 Deaths by Race

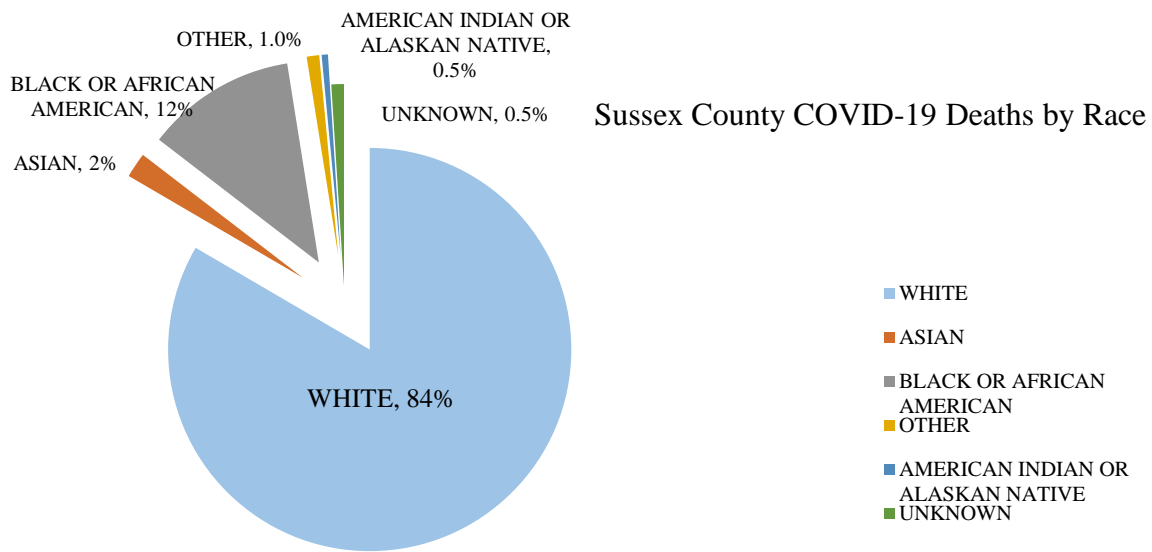


Figure 9: Sussex County COVID-19 Deaths by Age Group

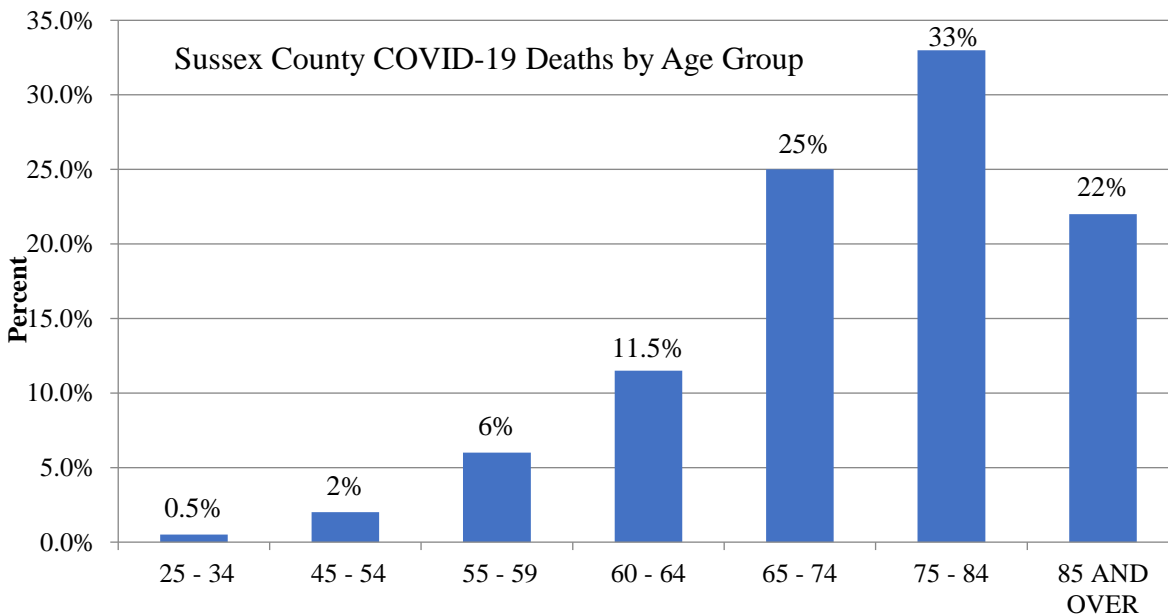
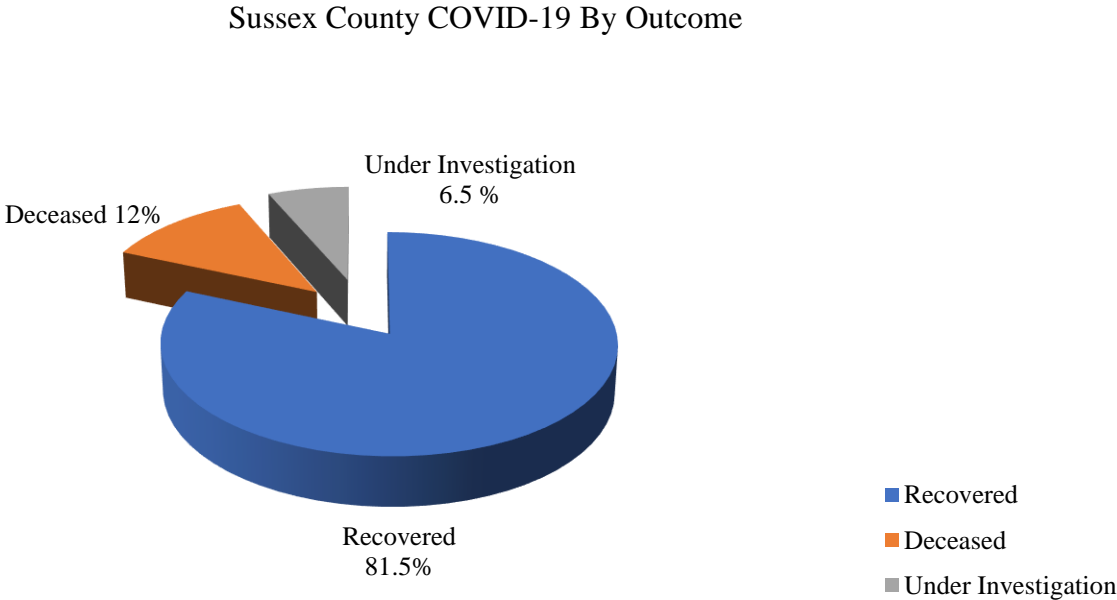


Table 9: Sussex County COVID-19 Cases by Outcome – 10/08/2020

Total Number of Cases	Total Number of Cases Recovered	Total Number of Cases Deceased	Total Number of Cases Under Investigation
1,683	1,372	197	114

Figure 10: Sussex County COVID-19 Cases by Outcome



END
October 9, 2020