


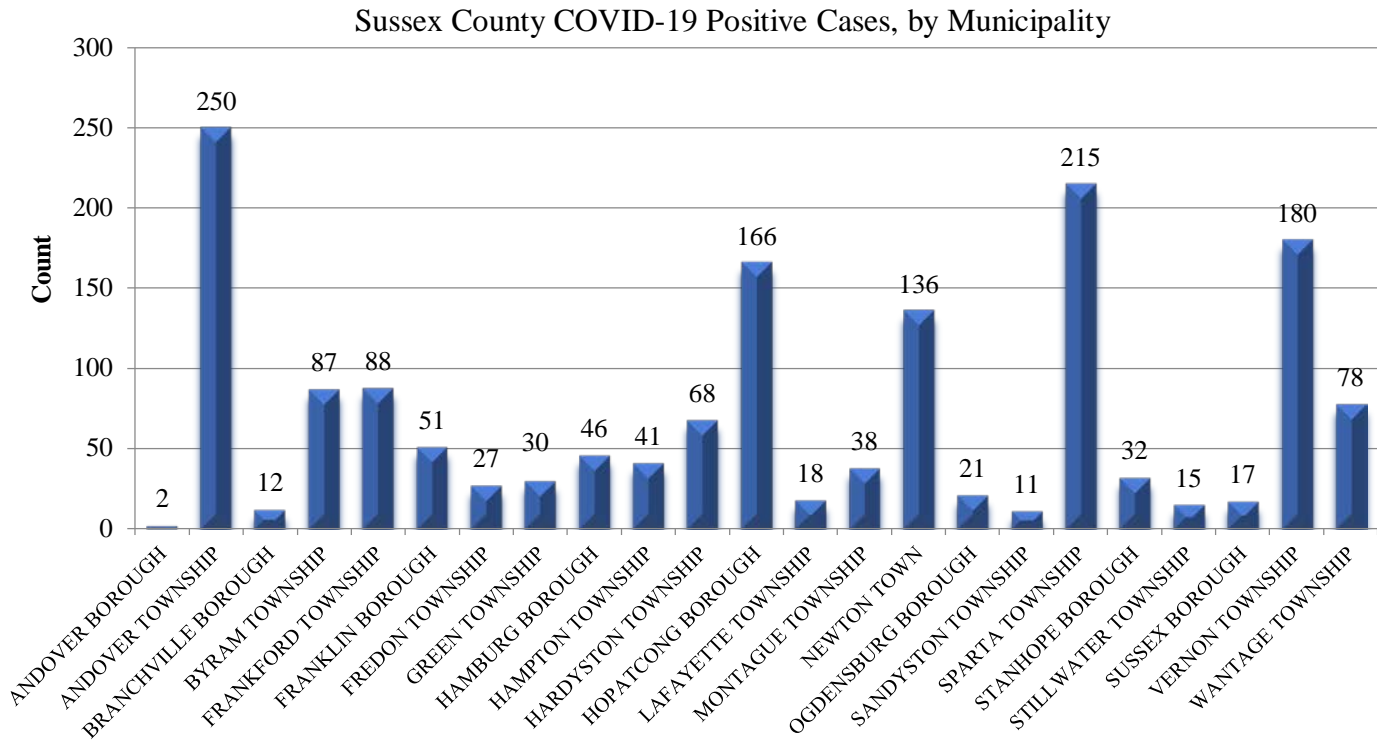
# Sussex County COVID-19 Weekly Report

## 01/01/2020 – 10/01/2020

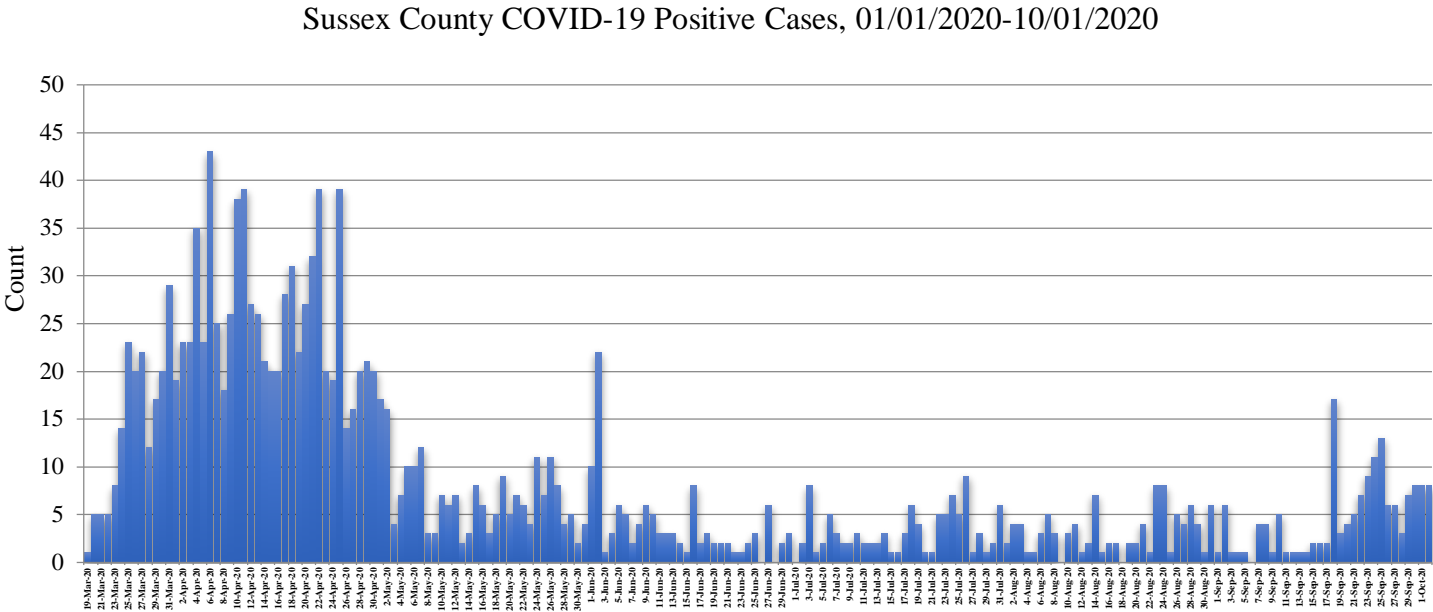
**Table 1: Sussex County Total COVID-19 Cases by Municipality**

Communicable Disease Reporting and Surveillance System		CDRSS STATISTICS REPORT		10/02/2020
		DATE FOR REPORT		
		FROM 01/01/2020 TO 10/01/2020		
		GROUP BY: TOTAL CASES BY MUNICIPALITY		
				COUNT
MUNICIPALITY: ANDOVER BOROUGH				2
MUNICIPALITY: ANDOVER TOWNSHIP				250
MUNICIPALITY: BRANCHVILLE BOROUGH				12
MUNICIPALITY: BYRAM TOWNSHIP				87
MUNICIPALITY: FRANKFORD TOWNSHIP				88
MUNICIPALITY: FRANKLIN BOROUGH				51
MUNICIPALITY: FREDON TOWNSHIP				27
MUNICIPALITY: GREEN TOWNSHIP				30
MUNICIPALITY: HAMBURG BOROUGH				46
MUNICIPALITY: HAMPTON TOWNSHIP				41
MUNICIPALITY: HARDYSTON TOWNSHIP				68
MUNICIPALITY: HOPATCONG BOROUGH				166
MUNICIPALITY: LAFAYETTE TOWNSHIP				18
MUNICIPALITY: MONTAGUE TOWNSHIP				38
MUNICIPALITY: NEWTON TOWN				136
MUNICIPALITY: OGDENSBURG BOROUGH				21
MUNICIPALITY: SANDYSTON TOWNSHIP				11
MUNICIPALITY: SPARTA TOWNSHIP				215
MUNICIPALITY: STANHOPE BOROUGH				32
MUNICIPALITY: STILLWATER TOWNSHIP				15
MUNICIPALITY: SUSSEX BOROUGH				17
MUNICIPALITY: VERNON TOWNSHIP				180
MUNICIPALITY: WANTAGE TOWNSHIP				78
<b>TOTAL CASES</b>				<b>1,629</b>

**Figure 1: Sussex County Total COVID-19 Cases by Municipality**



**Figure 2: Sussex County Positive COVID-19 Cases by Reported Date**

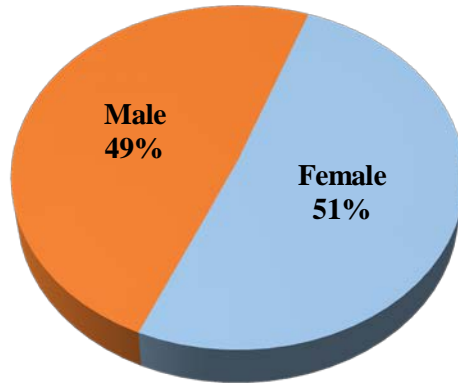


**Table 2:** Sussex County Positive COVID-19 Cases by Gender

Gender	Count	Percentage
Female	825	51%
Male	804	49%

**Figure 3:** Sussex County Positive COVID-19 Cases by Gender

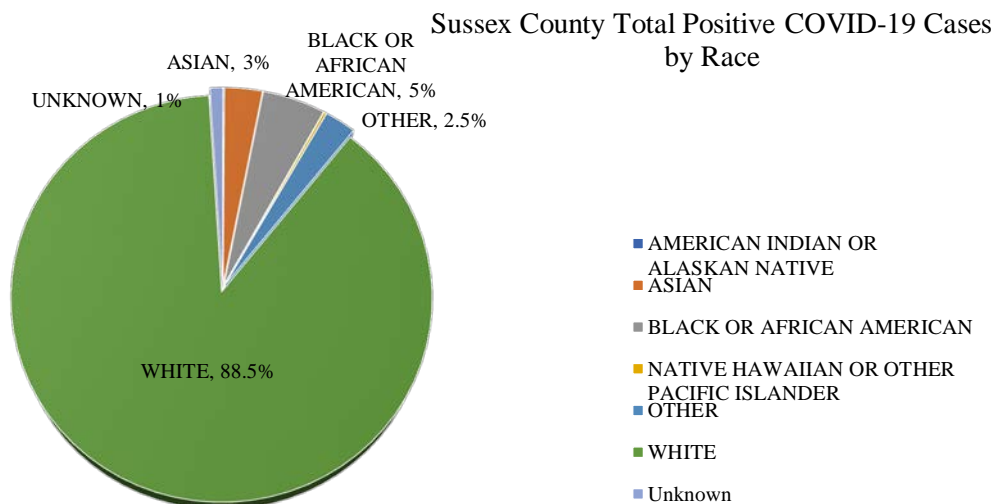
Sussex County Total Positive COVID-19 Cases by Gender



**Table 3:** Sussex County Positive COVID-19 Cases by Race

Race	Count	Percentage
AMERICAN INDIAN OR ALASKAN NATIVE	2	0.1%
ASIAN	45	3%
BLACK OR AFRICAN AMERICAN	86	5%
NATIVE HAWAIIAN OR OTHER PACIFIC ISLANDER	3	0.2%
OTHER	42	2.5%
WHITE	1,439	88.5%
UNKNOWN	12	1%

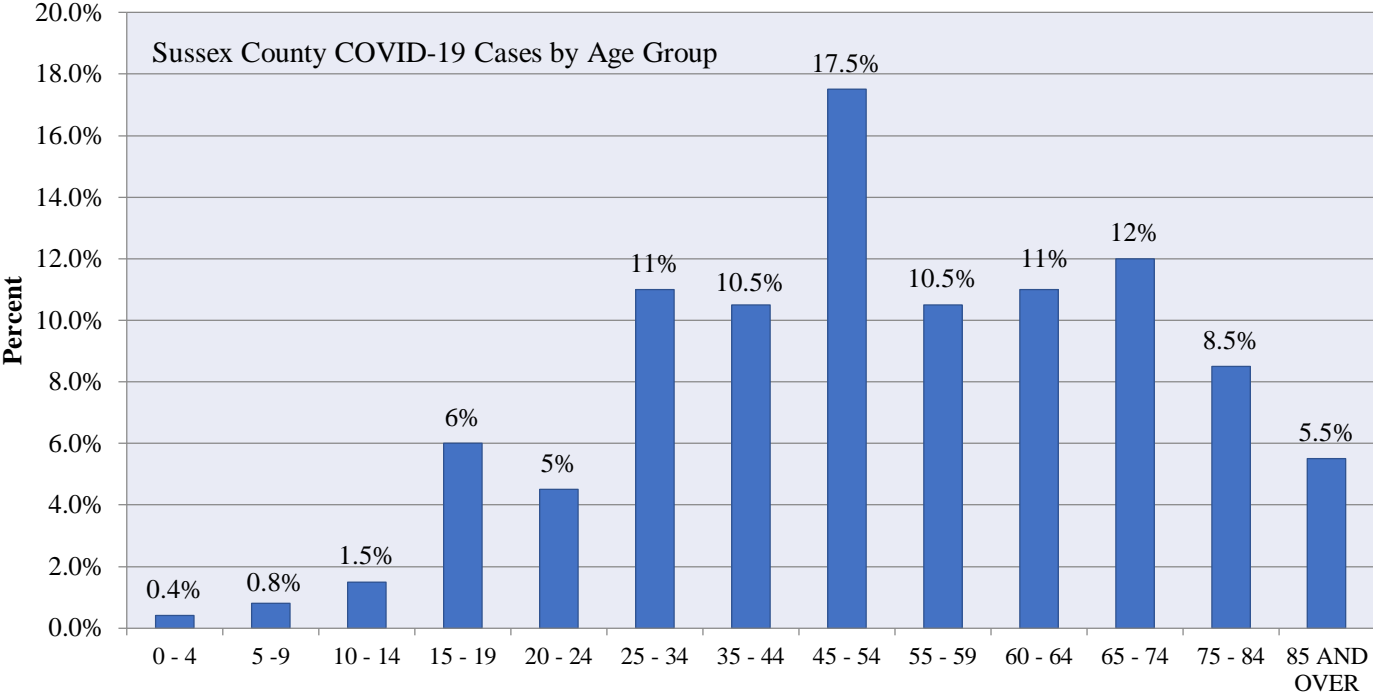
**Figure 4:** Sussex County Positive COVID-19 Cases by Race




**Table 4:** Sussex County Positive COVID-19 Cases by Age

Minimum Age	Average Age	Maximum Age
3 Months	51Y 5M	105Y

**Figure 5:** Sussex County Positive COVID-19 Cases by Age Group



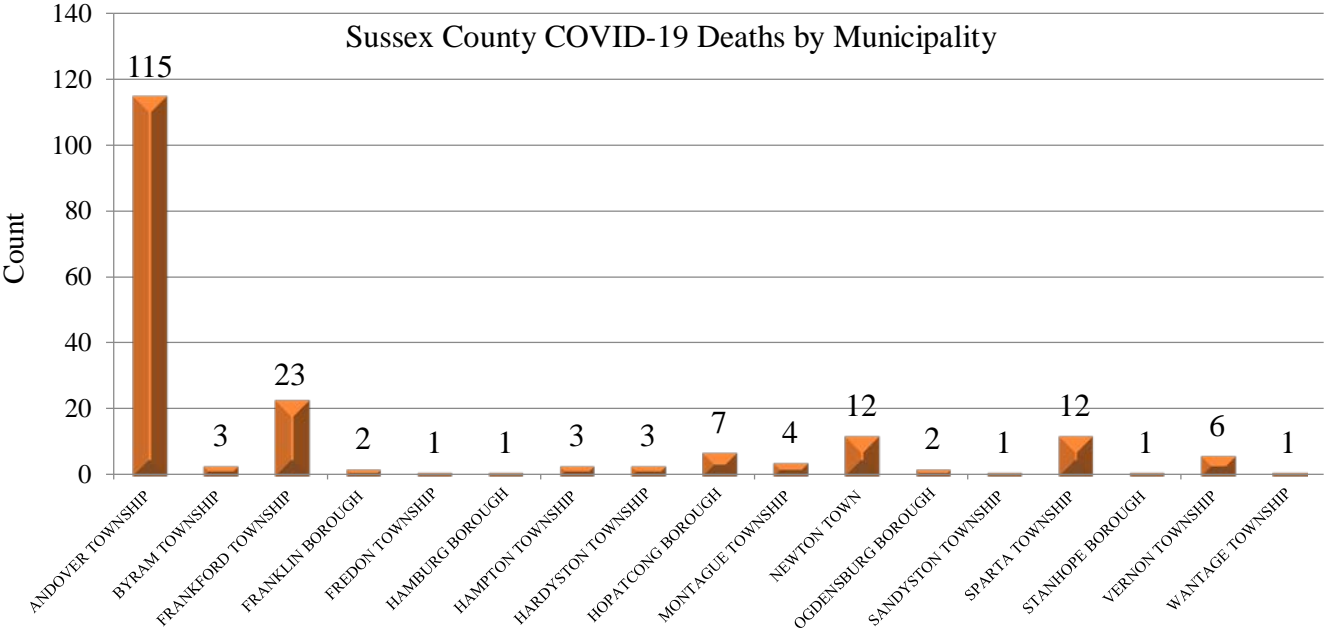
**Table 5: Sussex County COVID-19 Deaths by Municipality, 01/01/2020 - 10/01/2020**

Communicable Disease Reporting and Surveillance System		CDRSS STATISTICS REPORT		10/02/2020
		DATE FOR REPORT		
		FROM 01/01/2020 TO 10/01/2020		
		GROUP BY: DEATHS BY MUNICIPALITY		
				COUNT
MUNICIPALITY: ANDOVER TOWNSHIP				115
MUNICIPALITY: BYRAM TOWNSHIP				3
MUNICIPALITY: FRANKFORD TOWNSHIP				23
MUNICIPALITY: FRANKLIN BOROUGH				2
MUNICIPALITY: FREDON TOWNSHIP				1
MUNICIPALITY: HAMBURG BOROUGH				1
MUNICIPALITY: HAMPTON TOWNSHIP				3
MUNICIPALITY: HARDYSTON TOWNSHIP				3
MUNICIPALITY: HOPATCONG BOROUGH				7
MUNICIPALITY: MONTAGUE TOWNSHIP				4
MUNICIPALITY: NEWTON TOWN				12
MUNICIPALITY: OGDENSBURG BOROUGH				2
MUNICIPALITY: SANDYSTON TOWNSHIP				1
MUNICIPALITY: SPARTA TOWNSHIP				12
MUNICIPALITY: STANHOPE BOROUGH				1
MUNICIPALITY: VERNON TOWNSHIP				6
MUNICIPALITY: WANTAGE TOWNSHIP				1
TOTAL FOR PAT DIED				197

**Table 6: Sussex County New Reported COVID-19 Related Deaths - 10/01/2020**

Deceased	Age	Gender	Township	Date of Death	Case Status
0					

**Figure 6: Sussex County COVID-19 Deaths by Municipality**

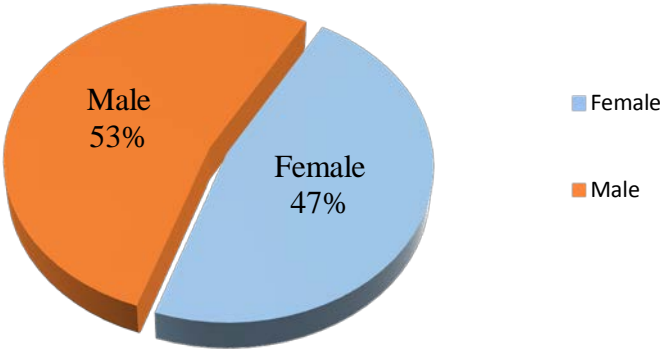


**Table 7: Sussex County COVID-19 Deaths by Gender**

Gender	Count	Percentage
Female	93	47%
Male	104	53%

**Figure 7: Sussex County COVID-19 Deaths by Gender**

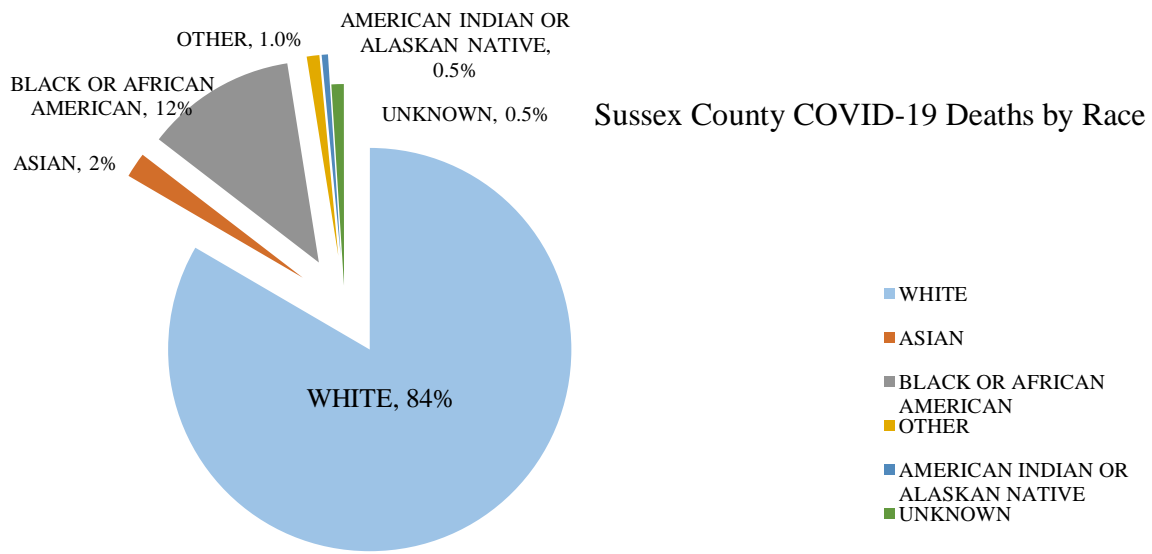
Sussex County COVID-19 Deaths by Gender



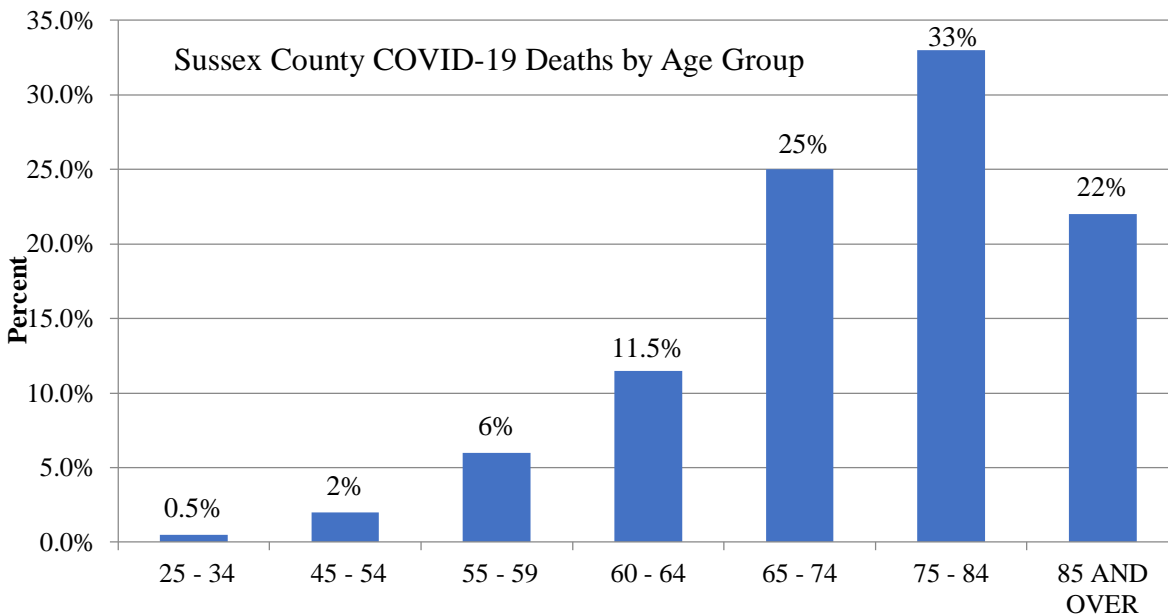
**Table 8: Sussex County COVID-19 Deaths by Race**

Race	Count	Percentage
AMERICAN INDIAN OR ALASKAN NATIVE	1	0.5%
ASIAN	4	2%
BLACK OR AFRICAN AMERICAN	24	12%
OTHER	2	1%
WHITE	165	84%
UNKNOWN	1	0.5%

**Figure 8: Sussex County COVID-19 Deaths by Race**



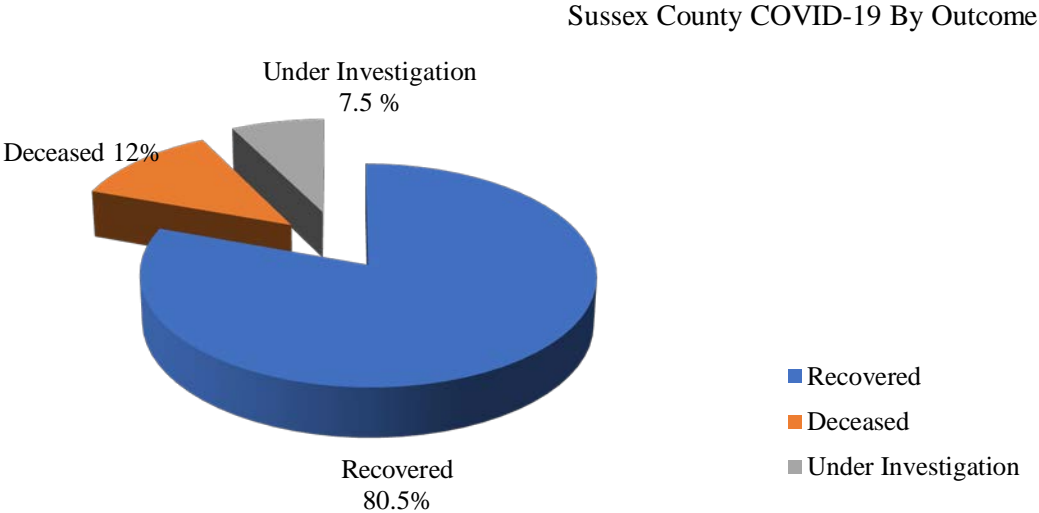
**Figure 9: Sussex County COVID-19 Deaths by Age Group**



**Table 9:** Sussex County COVID-19 Cases by Outcome – 10/01/2020

Total Number of Cases	Total Number of Cases Recovered	Total Number of Cases Deceased	Total Number of Cases Under Investigation
1,629	1,309	197	123

**Figure 10:** Sussex County COVID-19 Cases by Outcome



\_END\_  
October 2, 2020