


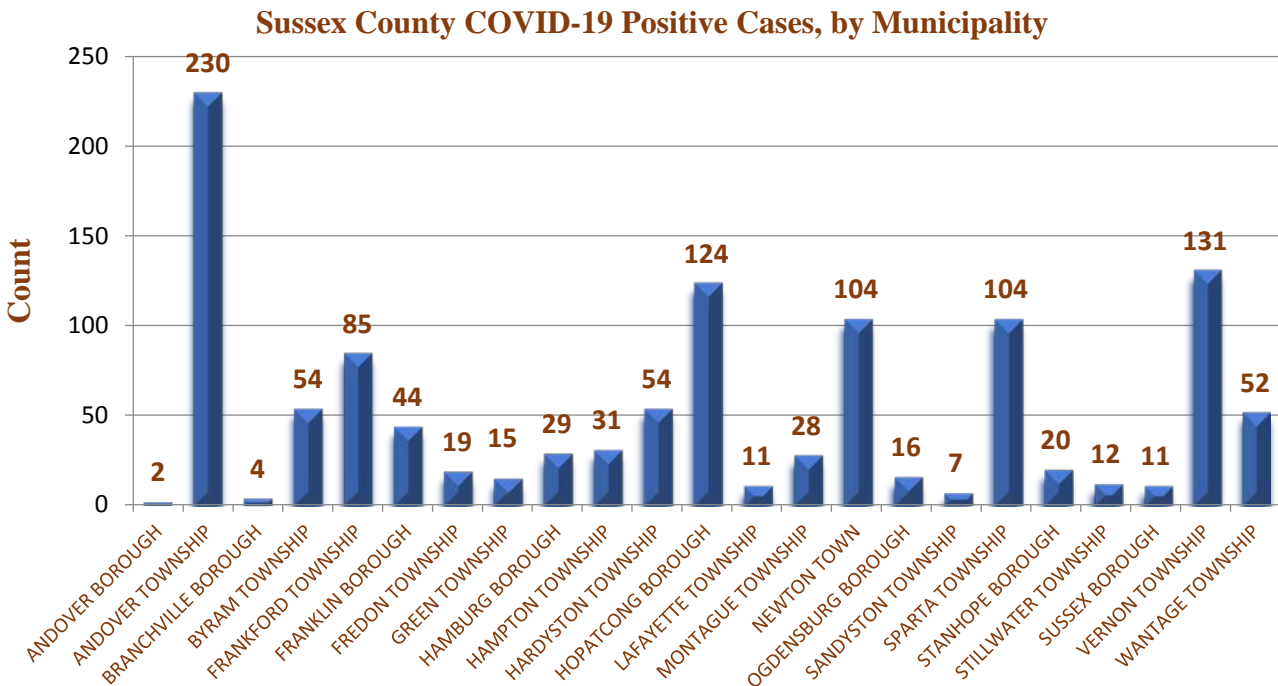
# Sussex County COVID-19 Weekly Report

## 01/01/2020 - 06/11/2020

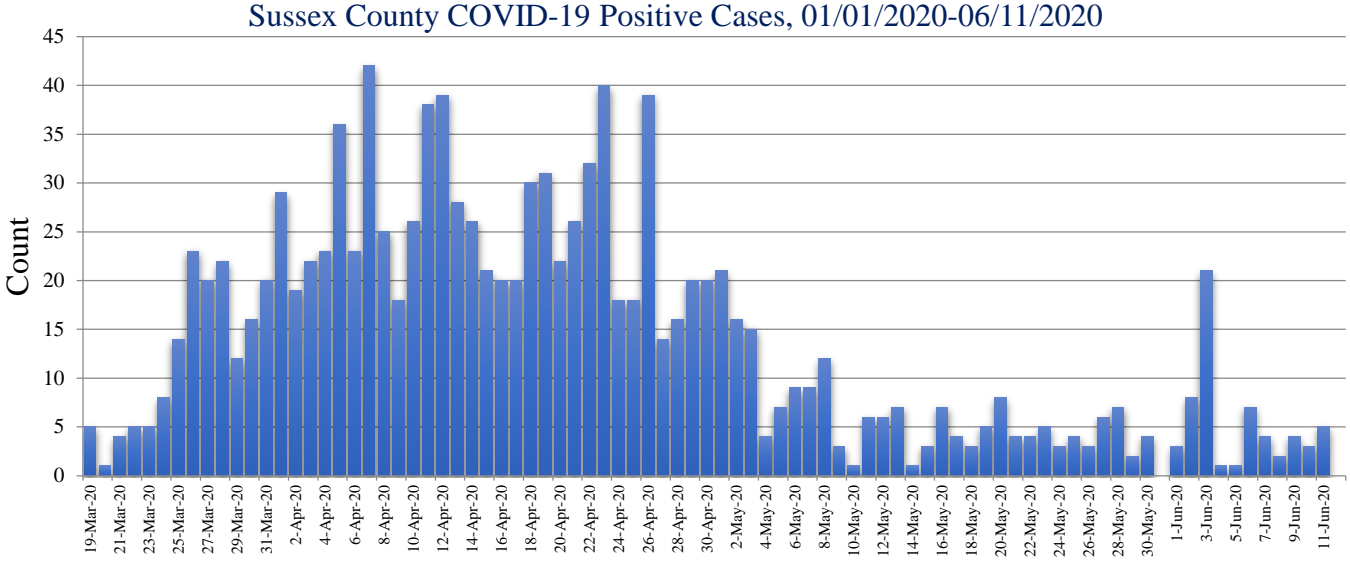
**Table 1: Sussex County Total COVID-19 Cases by Municipality**

Communicable Disease Reporting and Surveillance System		CDRSS STATISTICS REPORT		06/12/2020
		DATE FOR REPORT		
		FROM 01/01/2020 TO 06/11/2020		
		GROUP BY: TOTAL CASES BY MUNICIPALITY		
				COUNT
MUNICIPALITY: ANDOVER BOROUGH				2
MUNICIPALITY: ANDOVER TOWNSHIP				230
MUNICIPALITY: BRANCHVILLE BOROUGH				4
MUNICIPALITY: BYRAM TOWNSHIP				54
MUNICIPALITY: FRANKFORD TOWNSHIP				85
MUNICIPALITY: FRANKLIN BOROUGH				44
MUNICIPALITY: FREDON TOWNSHIP				19
MUNICIPALITY: GREEN TOWNSHIP				15
MUNICIPALITY: HAMBURG BOROUGH				29
MUNICIPALITY: HAMPTON TOWNSHIP				31
MUNICIPALITY: HARDYSTON TOWNSHIP				54
MUNICIPALITY: HOPATCONG BOROUGH				124
MUNICIPALITY: LAFAYETTE TOWNSHIP				11
MUNICIPALITY: MONTAGUE TOWNSHIP				28
MUNICIPALITY: NEWTON TOWN				104
MUNICIPALITY: OGDENSBURG BOROUGH				16
MUNICIPALITY: SANDYSTON TOWNSHIP				7
MUNICIPALITY: SPARTA TOWNSHIP				104
MUNICIPALITY: STANHOPE BOROUGH				20
MUNICIPALITY: STILLWATER TOWNSHIP				12
MUNICIPALITY: SUSSEX BOROUGH				11
MUNICIPALITY: VERNON TOWNSHIP				131
MUNICIPALITY: WANTAGE TOWNSHIP				52
<b>TOTAL CASES</b>				<b>1,187</b>

**Figure 1: Sussex County Total COVID-19 Cases by Municipality**



**Figure 2: Sussex County Positive COVID-19 Cases by Reported Date**

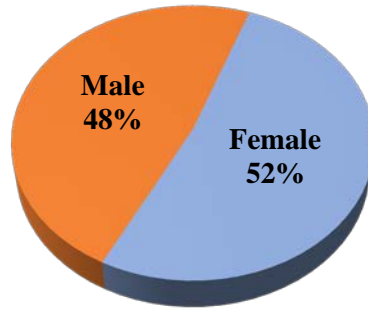


**Table 2:** Sussex County Positive COVID-19 Cases by Gender

Gender	Count	Percentage
Female	617	52%
Male	570	48%

**Figure 3:** Sussex County Positive COVID-19 Cases by Gender

Sussex County Total Positive COVID-19 Cases by Gender

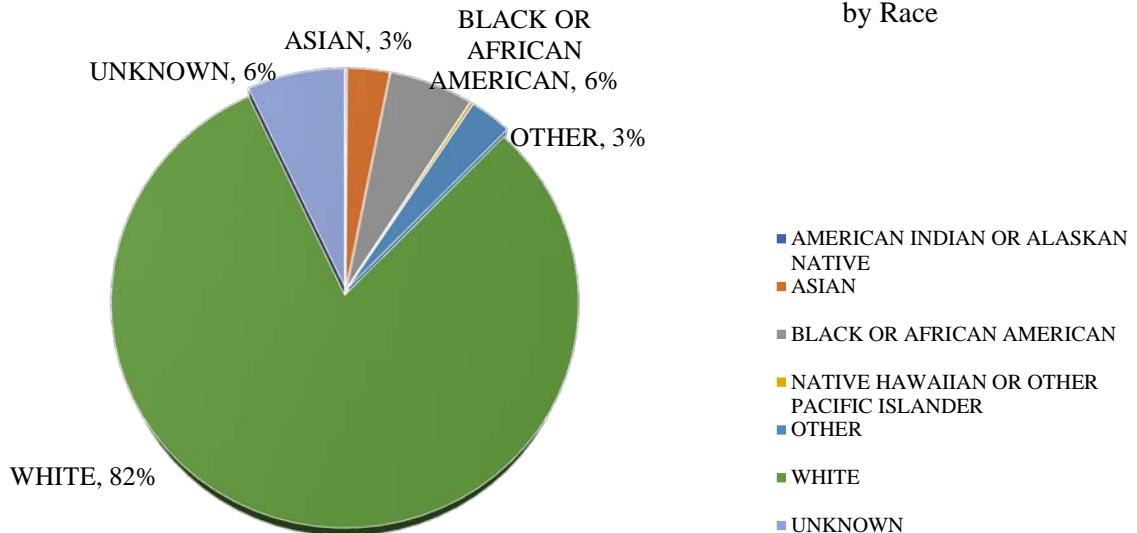


**Table 3:** Sussex County Positive COVID-19 Cases by Race

Race	Count	Percentage
AMERICAN INDIAN OR ALASKAN NATIVE	2	0.1%
ASIAN	39	3%
BLACK OR AFRICAN AMERICAN	70	6%
NATIVE HAWAIIAN OR OTHER PACIFIC ISLANDER	3	0.2%
WHITE	967	82%
OTHER	37	3%
UNKNOWN	69	6%

**Figure 4:** Sussex County Positive COVID-19 Cases by Race

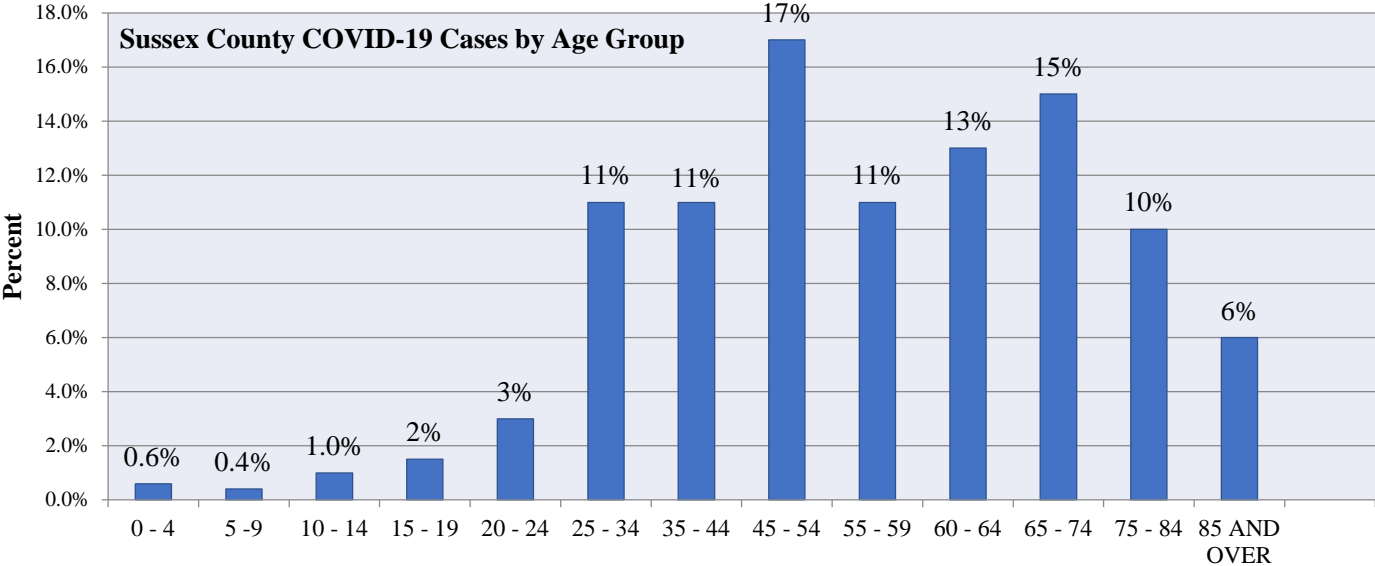
Sussex County Total Positive COVID-19 Cases by Race




**Table 4:** Sussex County Positive COVID-19 Cases by Age

Minimum Age	Average Age	Maximum Age
3 Months	55Y 9M	105 Y

**Figure 5:** Sussex County Positive COVID-19 Cases by Age Group



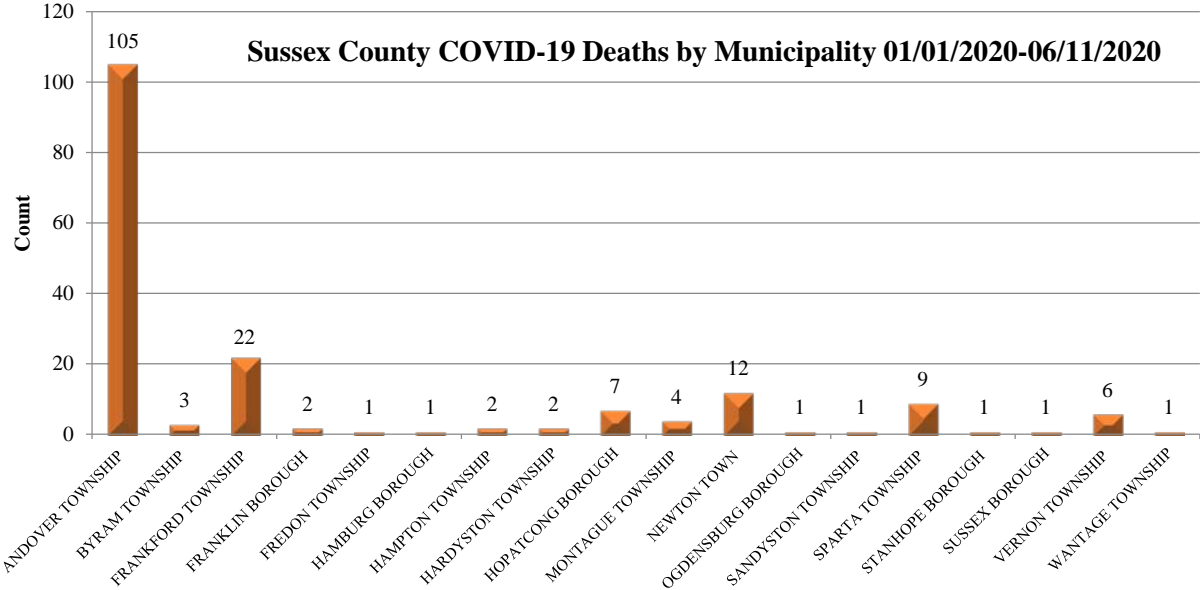
**Table 5: Sussex County COVID-19 Deaths by Municipality, 01/01/2020 - 06/11/2020**

Communicable Disease Reporting and Surveillance System		CDRSS STATISTICS REPORT		06/12/2020
		DATE FOR REPORT		
		FROM 01/01/2020 TO 06/11/2020		
		GROUP BY: DEATHS BY MUNICIPALITY		
				COUNT
MUNICIPALITY: ANDOVER TOWNSHIP				105
MUNICIPALITY: BYRAM TOWNSHIP				3
MUNICIPALITY: FRANKFORD TOWNSHIP				22
MUNICIPALITY: FRANKLIN BOROUGH				2
MUNICIPALITY: FREDON TOWNSHIP				1
MUNICIPALITY: HAMBURG BOROUGH				1
MUNICIPALITY: HAMPTON TOWNSHIP				2
MUNICIPALITY: HARDYSTON TOWNSHIP				2
MUNICIPALITY: HOPATCONG BOROUGH				7
MUNICIPALITY: MONTAGUE TOWNSHIP				4
MUNICIPALITY: NEWTON TOWN				12
MUNICIPALITY: OGDENSBURG BOROUGH				1
MUNICIPALITY: SANDYSTON TOWNSHIP				1
MUNICIPALITY: SPARTA TOWNSHIP				9
MUNICIPALITY: STANHOPE BOROUGH				1
MUNICIPALITY: SUSSEX BOROUGH				1
MUNICIPALITY: VERNON TOWNSHIP				6
MUNICIPALITY: WANTAGE TOWNSHIP				1
TOTAL FOR PAT DIED				181

**Table 6: Sussex County New Reported COVID-19 Related Deaths - 06/11/2020**

Deceased	Age	Gender	Township
0			

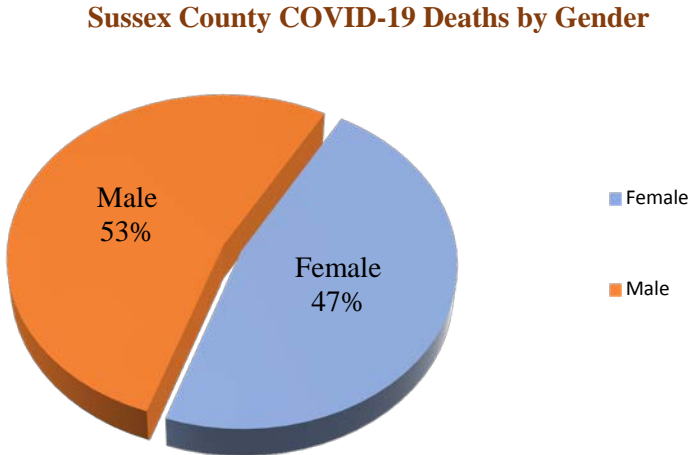
**Figure 6: Sussex County COVID-19 Deaths by Municipality**



**Table 7: Sussex County COVID-19 Deaths by Gender**

Gender	Count	Percentage
Female	85	47%
Male	96	53%

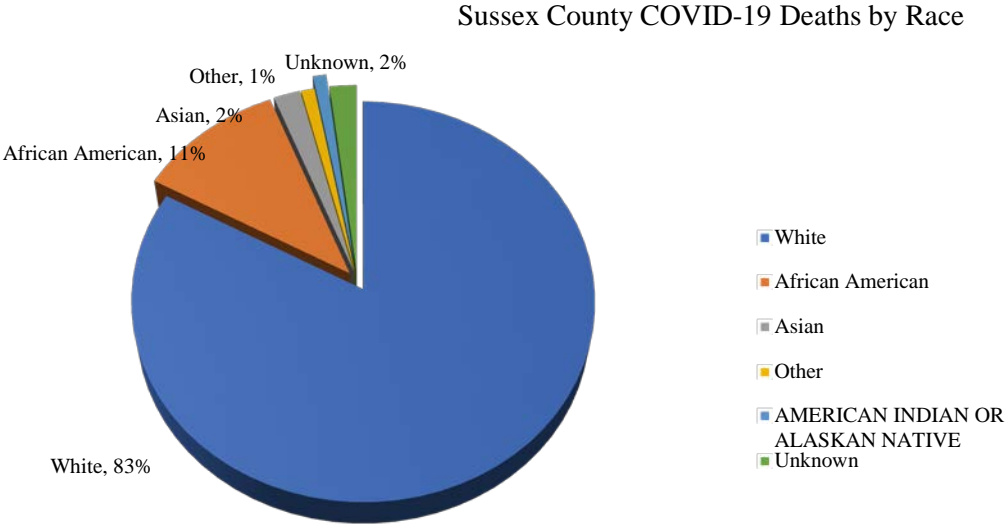
**Figure 7: Sussex County COVID-19 Deaths by Gender**



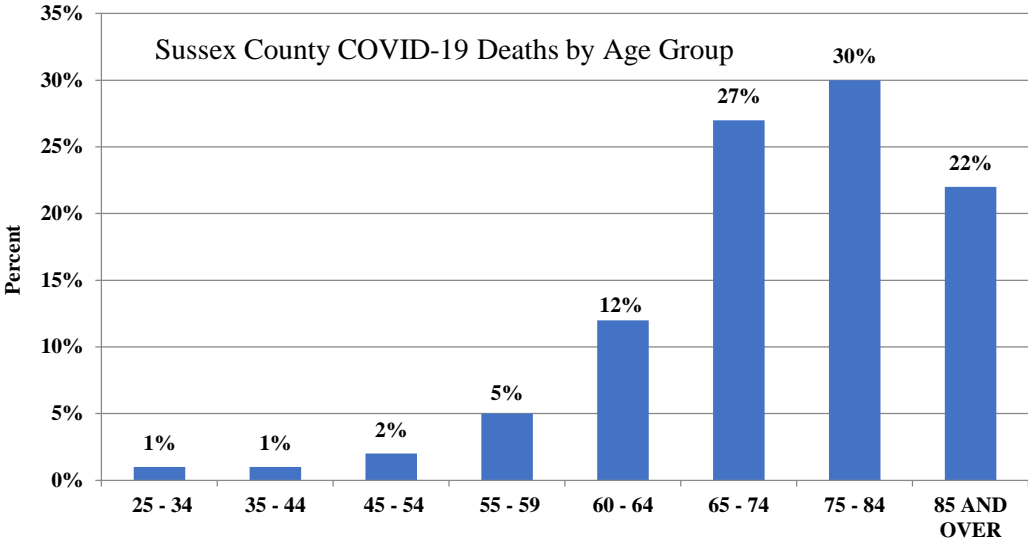
**Table 8:** Sussex County COVID-19 Deaths by Race

Race	Count	Percentage
White	150	83%
African American	20	11%
Asian	4	2%
AMERICAN INDIAN OR ALASKAN NATIVE	1	1%
Other	2	1%
Unknown	4	2%

**Figure 8:** Sussex County COVID-19 Deaths by Race



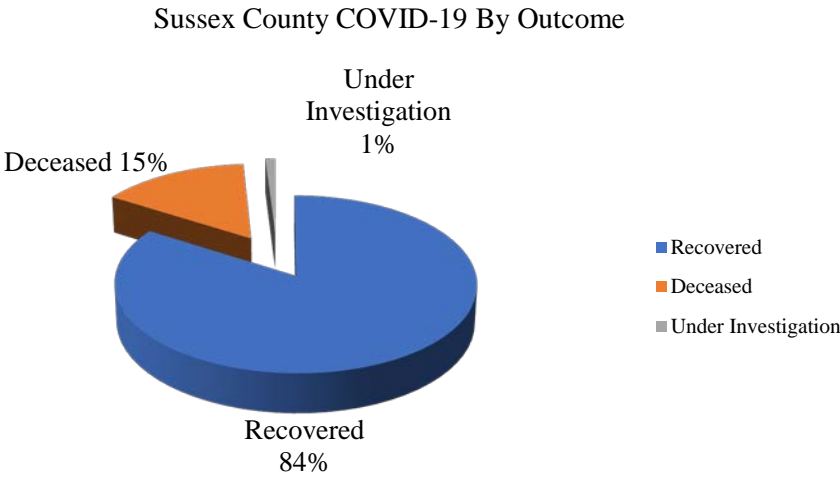
**Figure 9:** Sussex County COVID-19 Deaths by Age Group



**Table 9:** Sussex County COVID-19 Cases by Outcome – 06/11/2020

Total Number of Cases	Total Number of Cases Recovered	Total Number of Cases Deceased	Total Number of Cases Under Investigation
1,187	991	181	15

**Figure 10:** Sussex County COVID-19 Cases by Outcome



\_END\_  
June 12, 2020