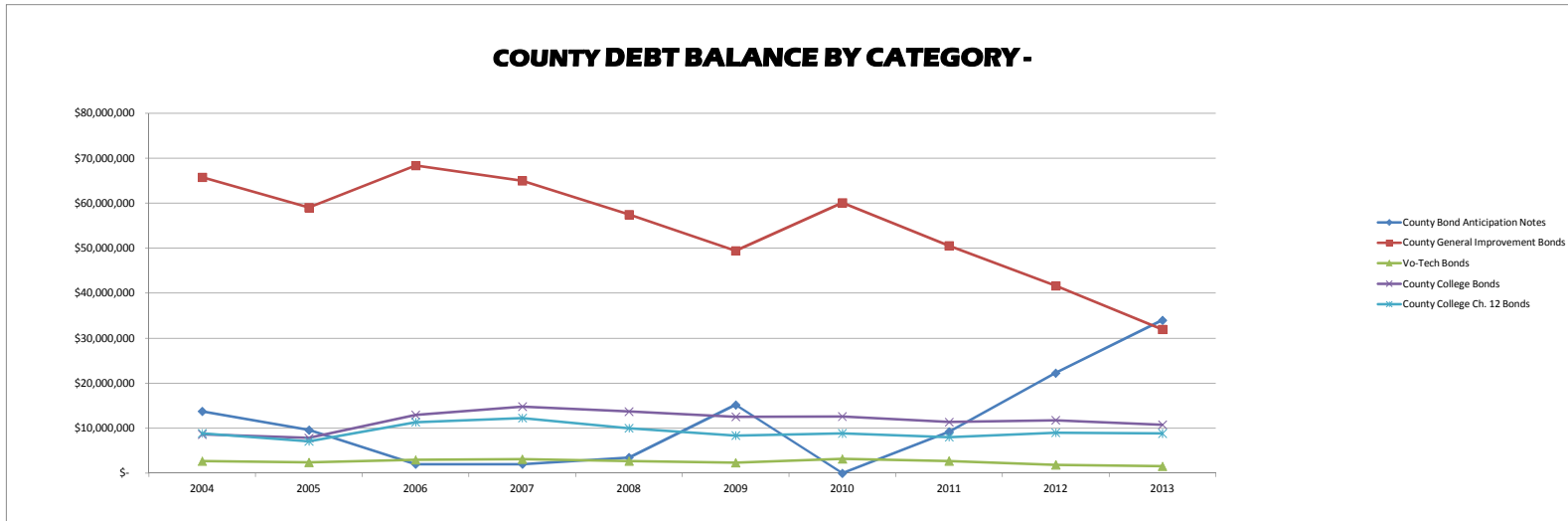
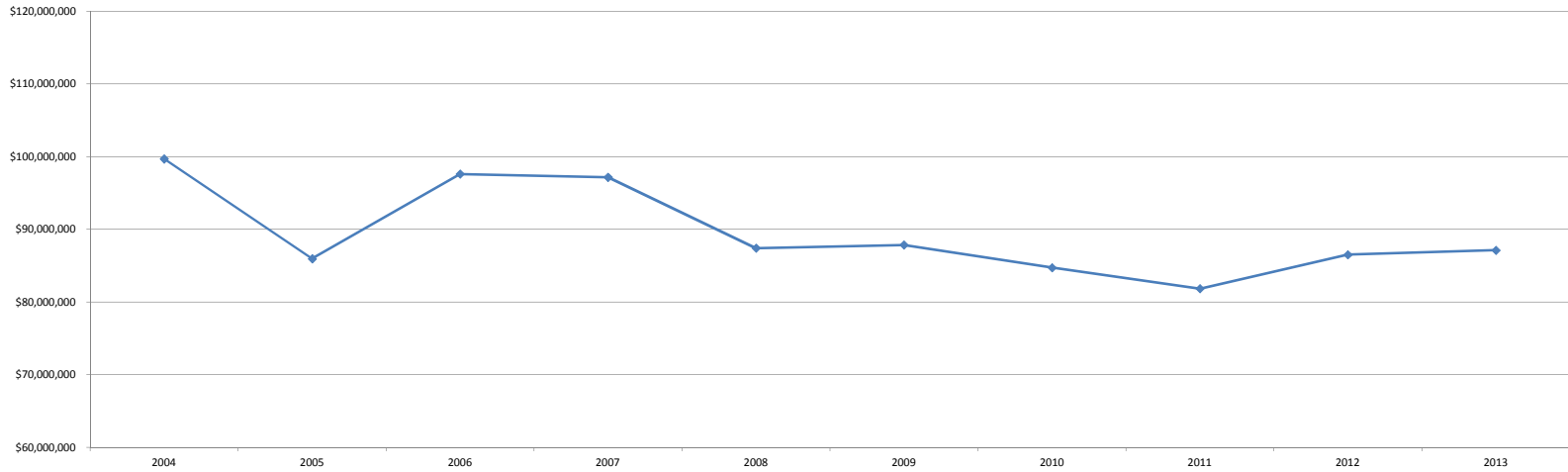


COUNTY DEBT BALANCE DECEMBER 31

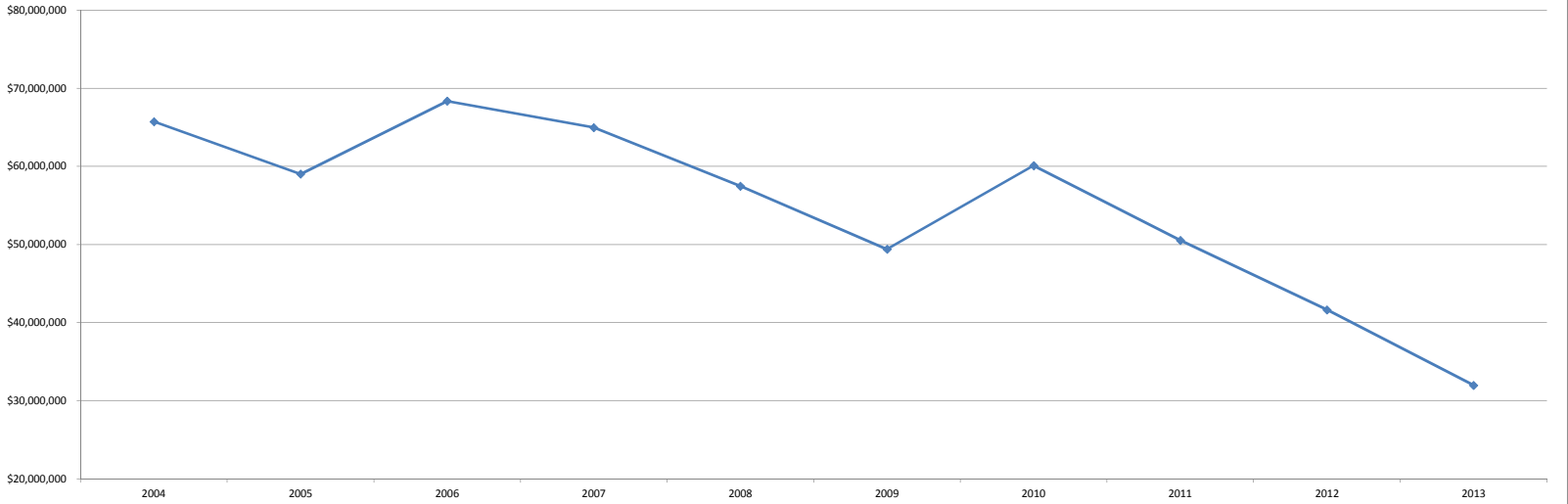
Debt Type	2004	2005	2006	2007	2008	2009	2010	2011	2012	2013
County Bond Anticipation Notes	\$ 13,742,000	\$ 9,599,000	\$ 2,000,000	\$ 2,000,000	\$ 3,504,000	\$ 15,177,000	\$ -	\$ 9,200,000	\$ 22,250,000	\$ 34,000,000
County General Improvement Bonds	\$ 65,728,000	\$ 59,018,000	\$ 68,359,000	\$ 64,974,000	\$ 57,469,000	\$ 49,394,000	\$ 60,093,000	\$ 50,528,000	\$ 41,633,000	\$ 31,967,000
Vo-Tech Bonds	\$ 2,710,000	\$ 2,410,000	\$ 2,960,000	\$ 3,110,000	\$ 2,730,000	\$ 2,330,000	\$ 3,180,000	\$ 2,730,000	\$ 1,880,000	\$ 1,535,000
County College Bonds	\$ 8,637,000	\$ 7,832,000	\$ 12,952,000	\$ 14,804,000	\$ 13,694,000	\$ 12,559,000	\$ 12,601,000	\$ 11,361,000	\$ 11,756,000	\$ 10,767,000
County College Ch. 12 Bonds	\$ 8,867,000	\$ 7,101,000	\$ 11,335,000	\$ 12,269,000	\$ 10,008,000	\$ 8,388,000	\$ 8,854,000	\$ 8,022,000	\$ 8,997,000	\$ 8,852,000
TOTAL	\$ 99,684,000	\$ 85,960,000	\$ 97,606,000	\$ 97,157,000	\$ 87,405,000	\$ 87,848,000	\$ 84,728,000	\$ 81,841,000	\$ 86,516,000	\$ 87,121,000



TOTAL COUNTY DEBT



County General Improvement Bonds



Outstanding County Debt December 31, 2013

