

Sussex County COVID-19 Weekly Report

01/01/2020 – 08/20/2020

Table 1: Sussex County Total COVID-19 Cases by Municipality


Communicable Disease Reporting and Surveillance System		CDRSS STATISTICS REPORT		08/21/2020
		DATE FOR REPORT		
		FROM 01/01/2020 TO 08/20/2020		
		GROUP BY: TOTAL CASES BY MUNICIPALITY		
				COUNT
MUNICIPALITY: ANDOVER BOROUGH				2
MUNICIPALITY: ANDOVER TOWNSHIP				246
MUNICIPALITY: BRANCHVILLE BOROUGH				9
MUNICIPALITY: BYRAM TOWNSHIP				76
MUNICIPALITY: FRANKFORD TOWNSHIP				89
MUNICIPALITY: FRANKLIN BOROUGH				48
MUNICIPALITY: FREDON TOWNSHIP				21
MUNICIPALITY: GREEN TOWNSHIP				28
MUNICIPALITY: HAMBURG BOROUGH				34
MUNICIPALITY: HAMPTON TOWNSHIP				38
MUNICIPALITY: HARDYSTON TOWNSHIP				60
MUNICIPALITY: HOPATCONG BOROUGH				146
MUNICIPALITY: LAFAYETTE TOWNSHIP				14
MUNICIPALITY: MONTAGUE TOWNSHIP				33
MUNICIPALITY: NEWTON TOWN				118
MUNICIPALITY: OGDENSBURG BOROUGH				19
MUNICIPALITY: SANDYSTON TOWNSHIP				8
MUNICIPALITY: SPARTA TOWNSHIP				135
MUNICIPALITY: STANHOPE BOROUGH				31
MUNICIPALITY: STILLWATER TOWNSHIP				13
MUNICIPALITY: SUSSEX BOROUGH				18
MUNICIPALITY: VERNON TOWNSHIP				153
MUNICIPALITY: WANTAGE TOWNSHIP				65
			TOTAL CASES	1,404

Figure 1: Sussex County Total COVID-19 Cases by Municipality

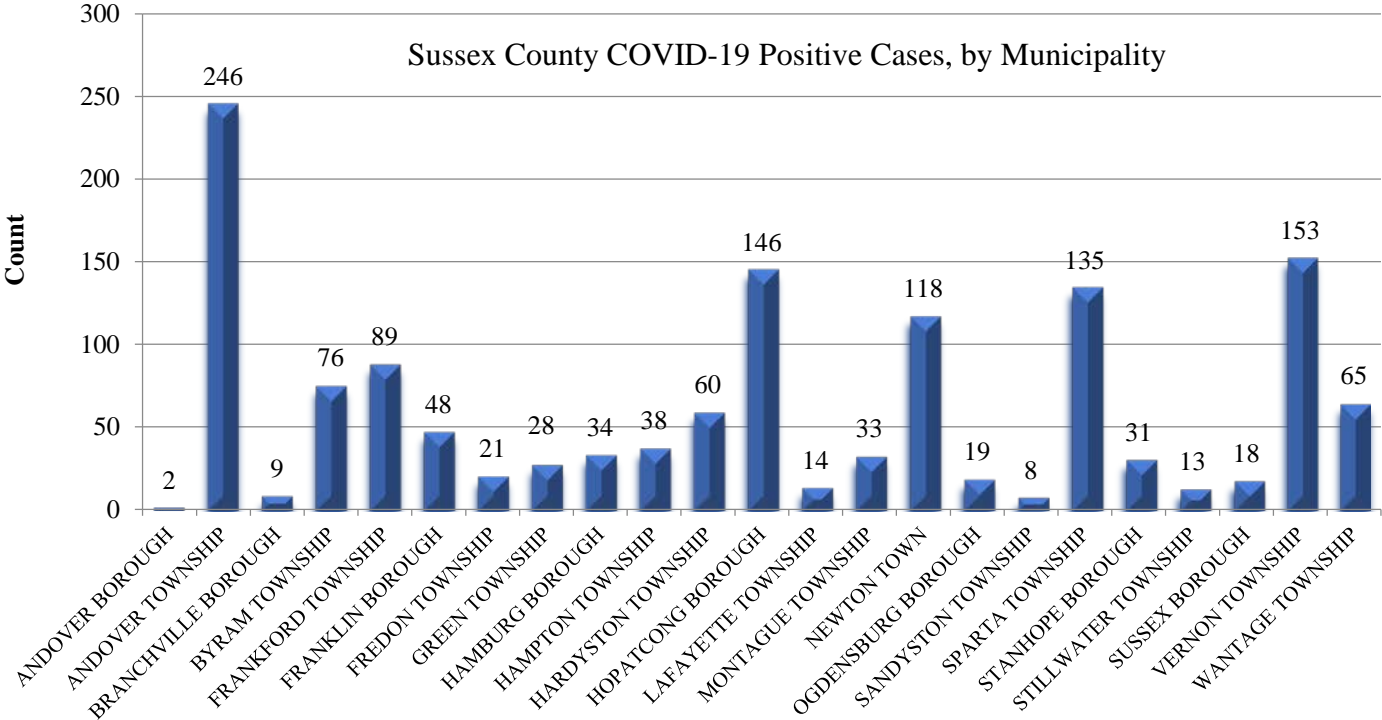


Figure 2: Sussex County Positive COVID-19 Cases by Reported Date

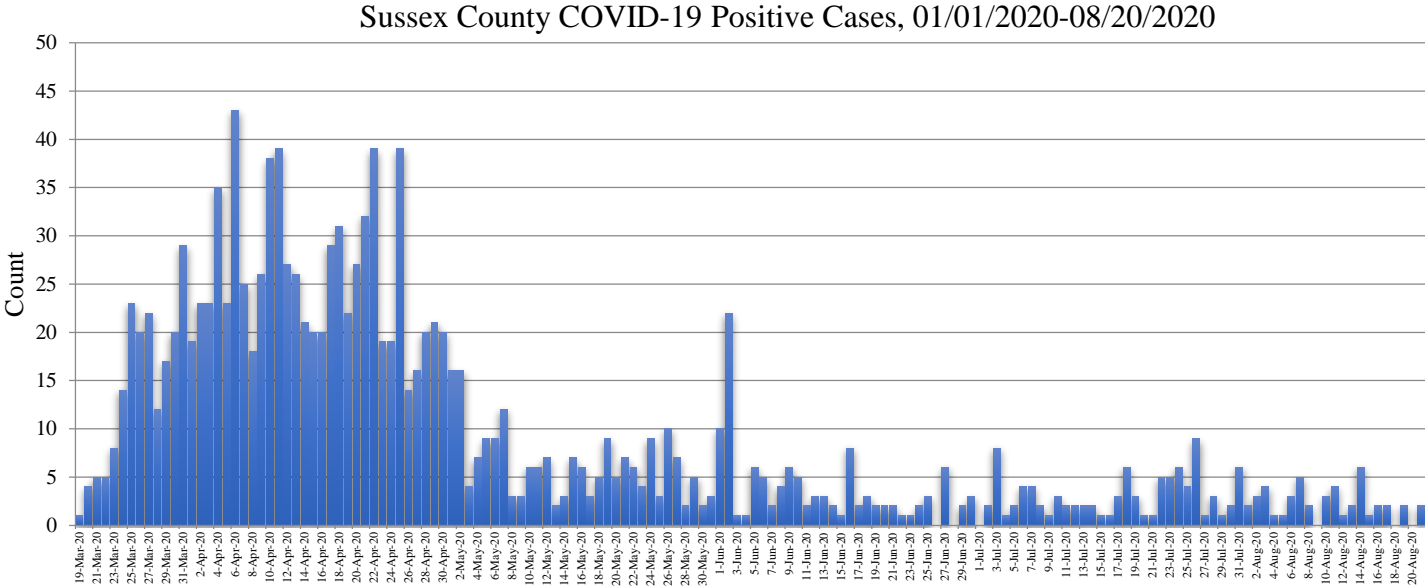


Table 2: Sussex County Positive COVID-19 Cases by Gender

Gender	Count	Percentage
Female	723	51%
Male	681	49%

Figure 3: Sussex County Positive COVID-19 Cases by Gender

Sussex County Total Positive COVID-19 Cases by Gender

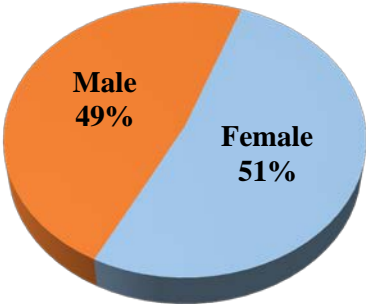


Table 3: Sussex County Positive COVID-19 Cases by Race

Race	Count	Percentage
AMERICAN INDIAN OR ALASKAN NATIVE	2	0.1%
ASIAN	43	3%
BLACK OR AFRICAN AMERICAN	79	6%
NATIVE HAWAIIAN OR OTHER PACIFIC ISLANDER	3	0.2%
OTHER	35	2.5%
WHITE	1,242	88%

Figure 4: Sussex County Positive COVID-19 Cases by Race

Sussex County Total Positive COVID-19 Cases by Race

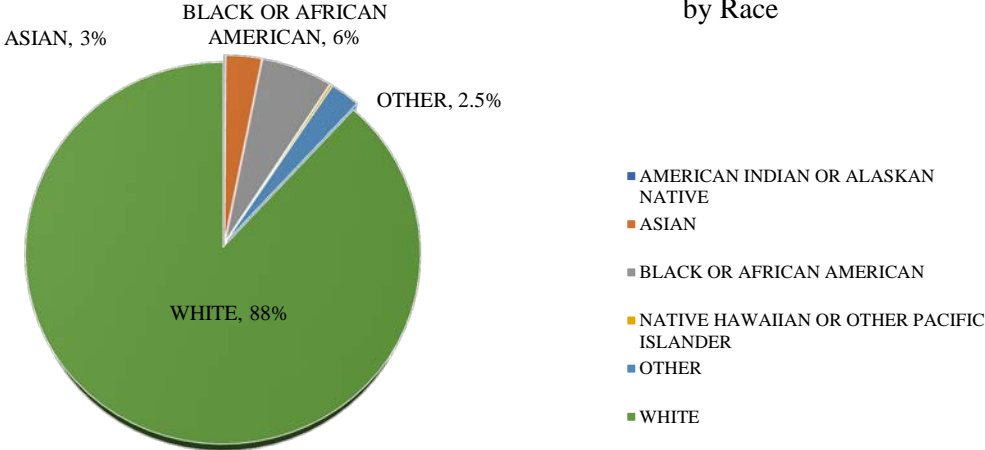


Table 4: Sussex County Positive COVID-19 Cases by Age

Minimum Age	Average Age	Maximum Age
3 Months	54Y 0M	105 Y

Figure 5: Sussex County Positive COVID-19 Cases by Age Group

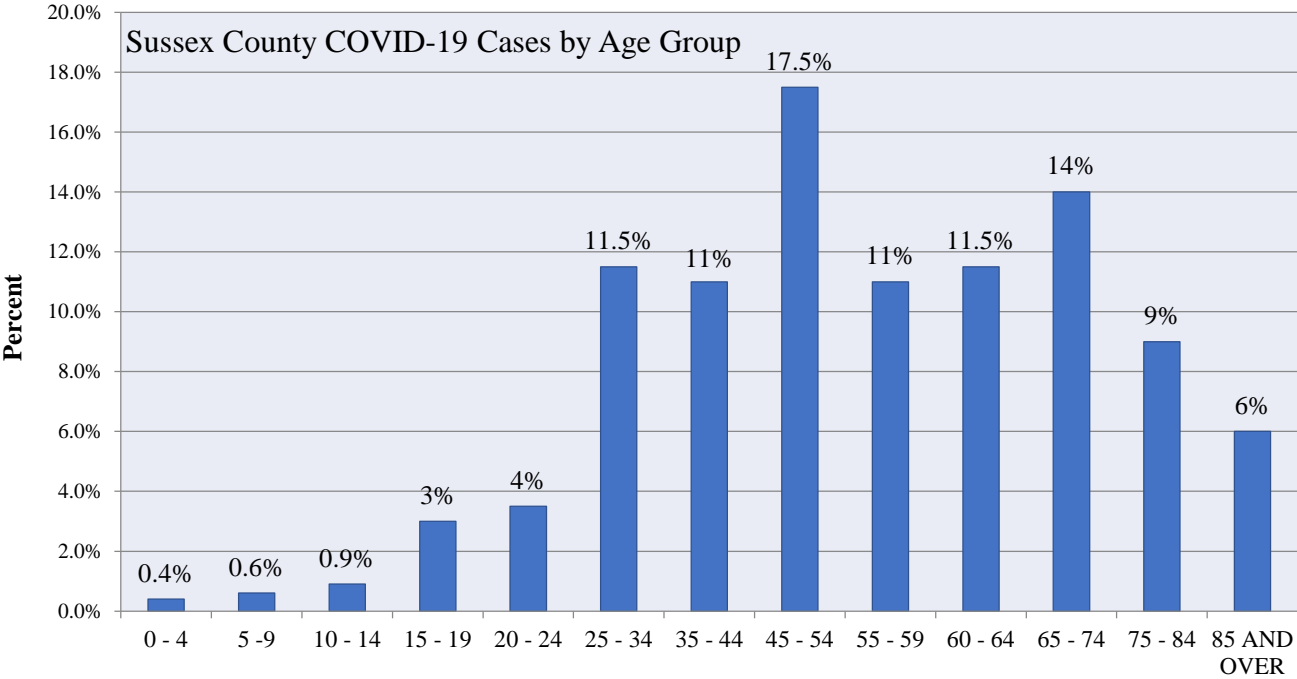



Table 5: Sussex County COVID-19 Deaths by Municipality, 01/01/2020 - 08/20/2020

Communicable Disease Reporting and Surveillance System	CDRSS STATISTICS REPORT DATE FOR REPORT FROM 01/01/2020 TO 08/20/2020 GROUP BY: DEATHS BY MUNICIPALITY	08/21/2020 
--	--	---

	COUNT
MUNICIPALITY: ANDOVER TOWNSHIP	115
MUNICIPALITY: BYRAM TOWNSHIP	3
MUNICIPALITY: FRANKFORD TOWNSHIP	23
MUNICIPALITY: FRANKLIN BOROUGH	2
MUNICIPALITY: FREDON TOWNSHIP	1
MUNICIPALITY: HAMBURG BOROUGH	1
MUNICIPALITY: HAMPTON TOWNSHIP	3
MUNICIPALITY: HARDYSTON TOWNSHIP	3
MUNICIPALITY: HOPATCONG BOROUGH	7
MUNICIPALITY: MONTAGUE TOWNSHIP	4
MUNICIPALITY: NEWTON TOWN	12
MUNICIPALITY: OGDENSBURG BOROUGH	1
MUNICIPALITY: SANDYSTON TOWNSHIP	1
MUNICIPALITY: SPARTA TOWNSHIP	12
MUNICIPALITY: STANHOPE BOROUGH	1
MUNICIPALITY: SUSSEX BOROUGH	1
MUNICIPALITY: VERNON TOWNSHIP	6
MUNICIPALITY: WANTAGE TOWNSHIP	1
TOTAL FOR PAT DIED	197

Table 6: Sussex County New Reported COVID-19 Related Deaths - 08/20/2020

Deceased	Age	Gender	Township	Date of Death	Case Status
0					

Figure 6: Sussex County COVID-19 Deaths by Municipality

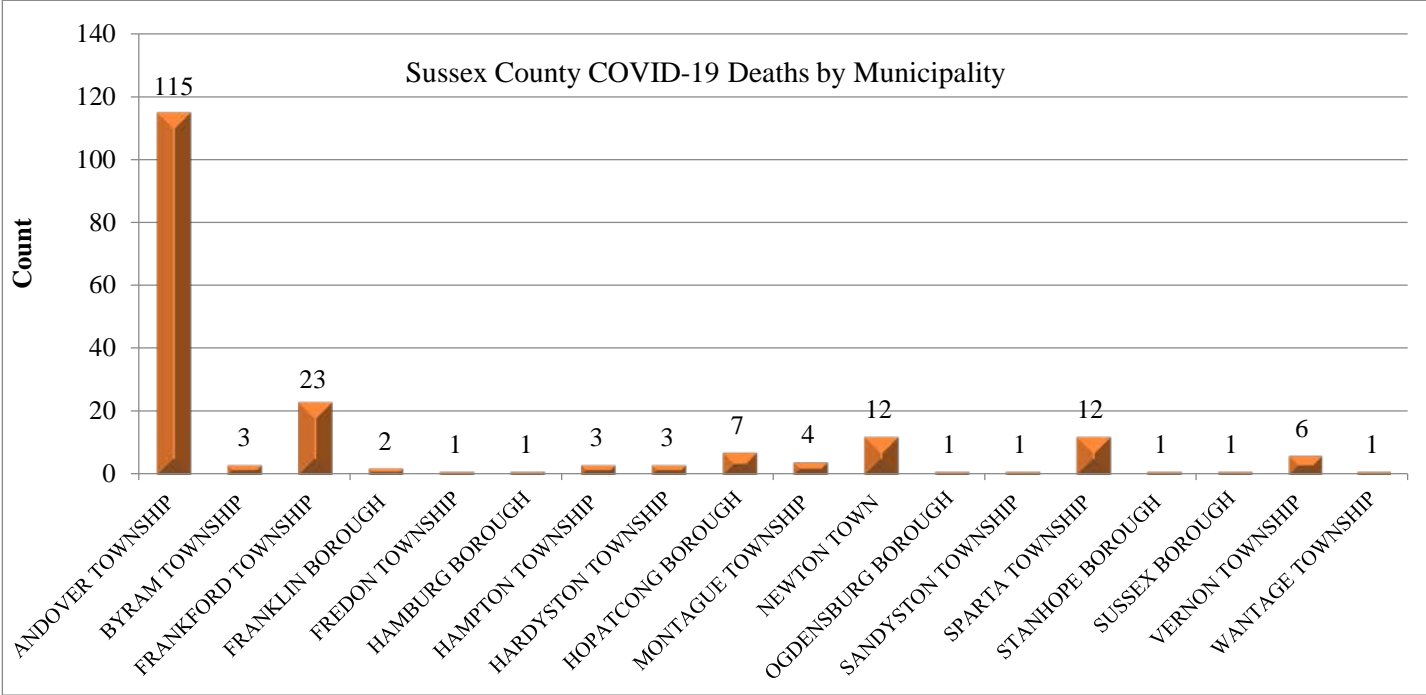


Table 7: Sussex County COVID-19 Deaths by Gender

Gender	Count	Percentage
Female	92	47%
Male	105	53%

Figure 7: Sussex County COVID-19 Deaths by Gender

Sussex County COVID-19 Deaths by Gender

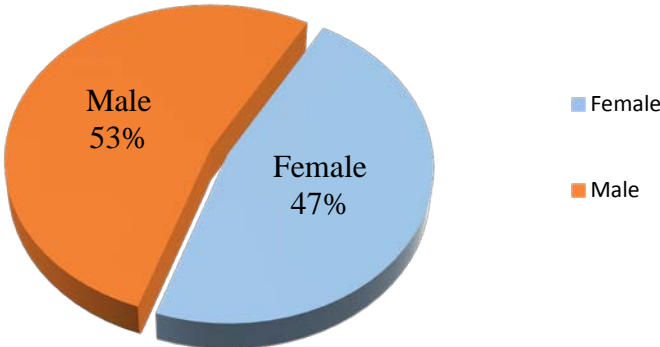


Table 8: Sussex County COVID-19 Deaths by Race

Race	Count	Percentage
White	166	84%
African American	24	12%
Asian	4	2%
AMERICAN INDIAN OR ALASKAN NATIVE	1	0.5%
Other	2	1%

Figure 8: Sussex County COVID-19 Deaths by Race

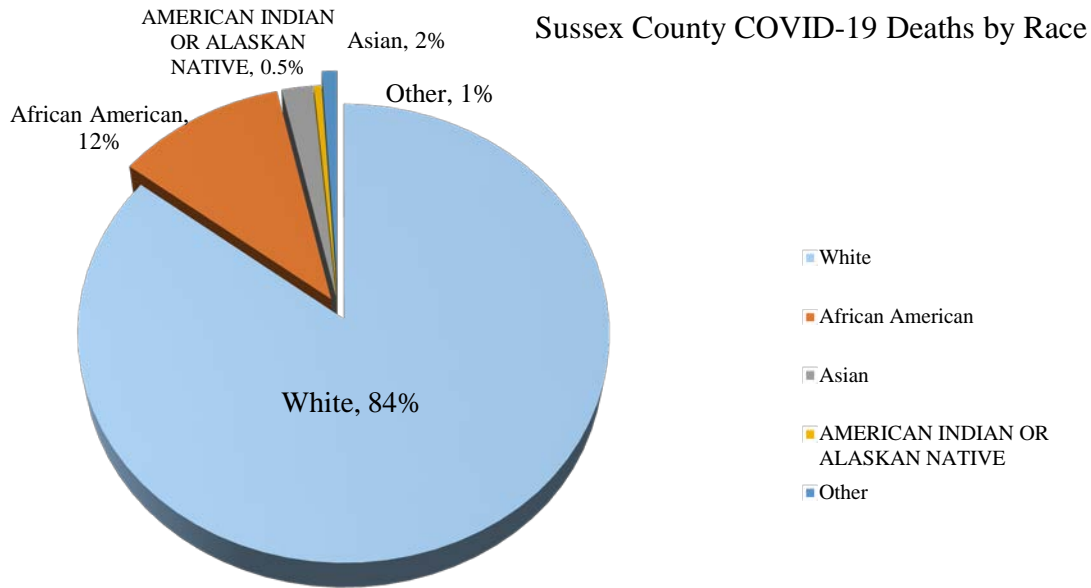


Figure 9: Sussex County COVID-19 Deaths by Age Group

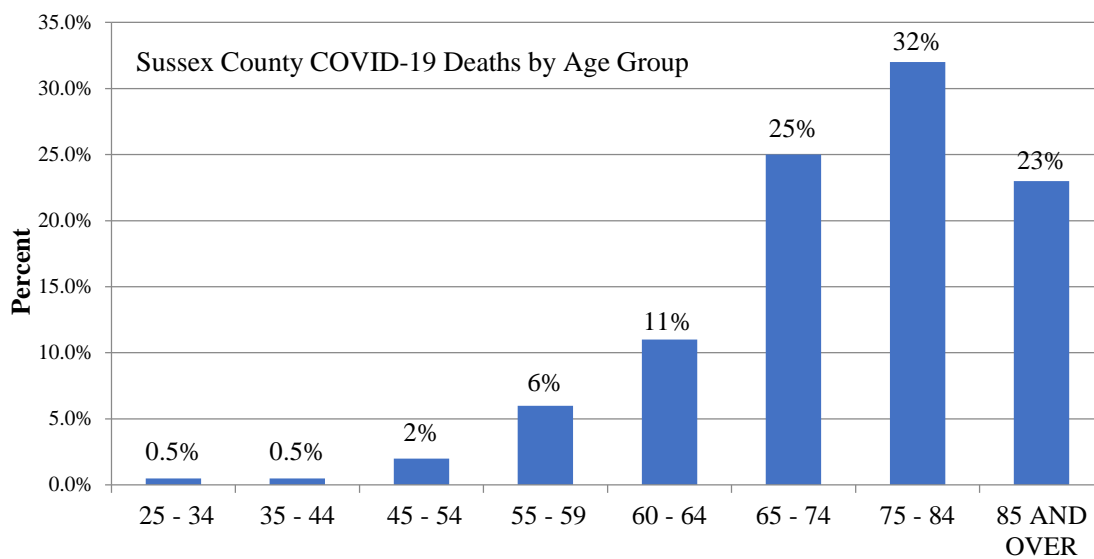
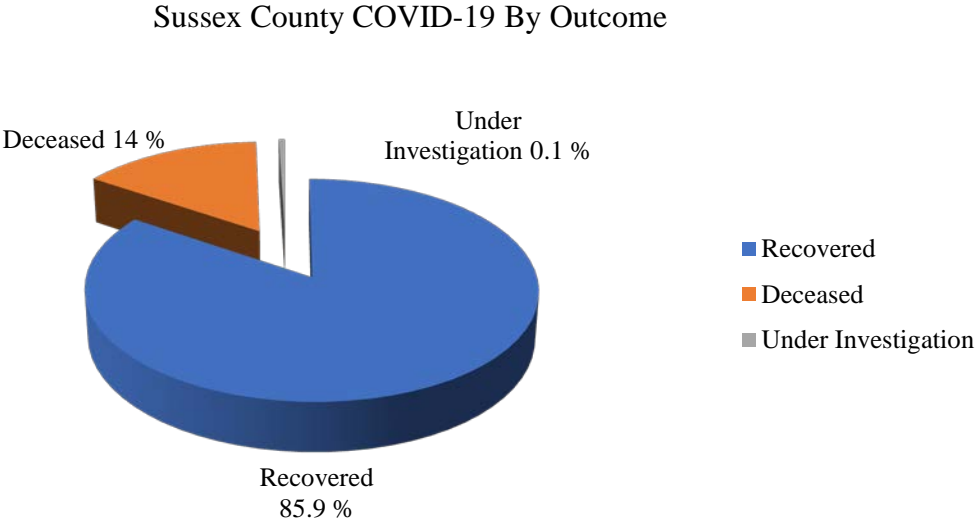


Table 9: Sussex County COVID-19 Cases by Outcome – 08/20/2020

Total Number of Cases	Total Number of Cases Recovered	Total Number of Cases Deceased	Total Number of Cases Under Investigation
1,404	1,206	197	1

Figure 10: Sussex County COVID-19 Cases by Outcome



END
August 21, 2020