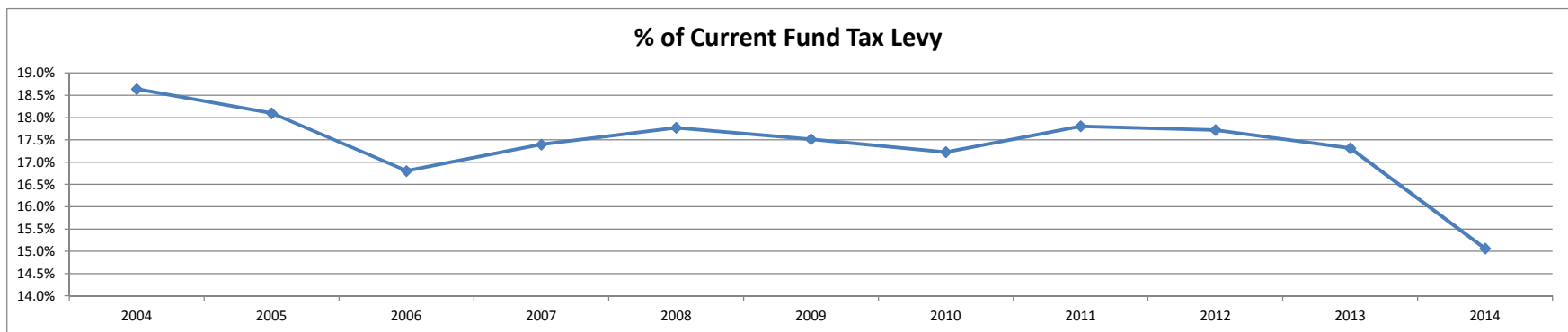
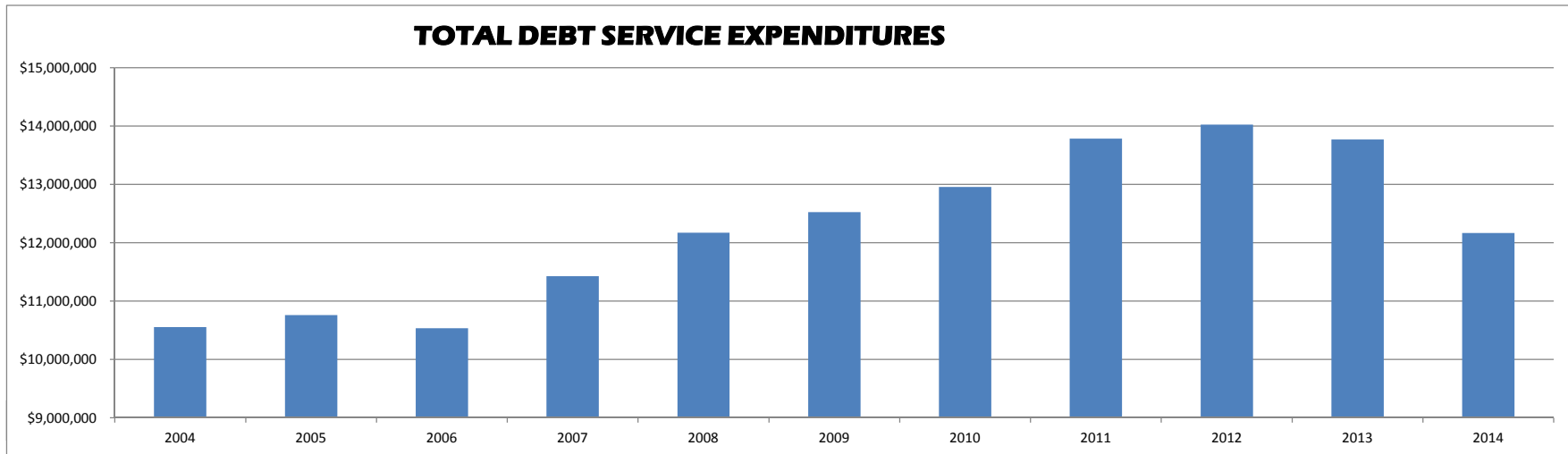
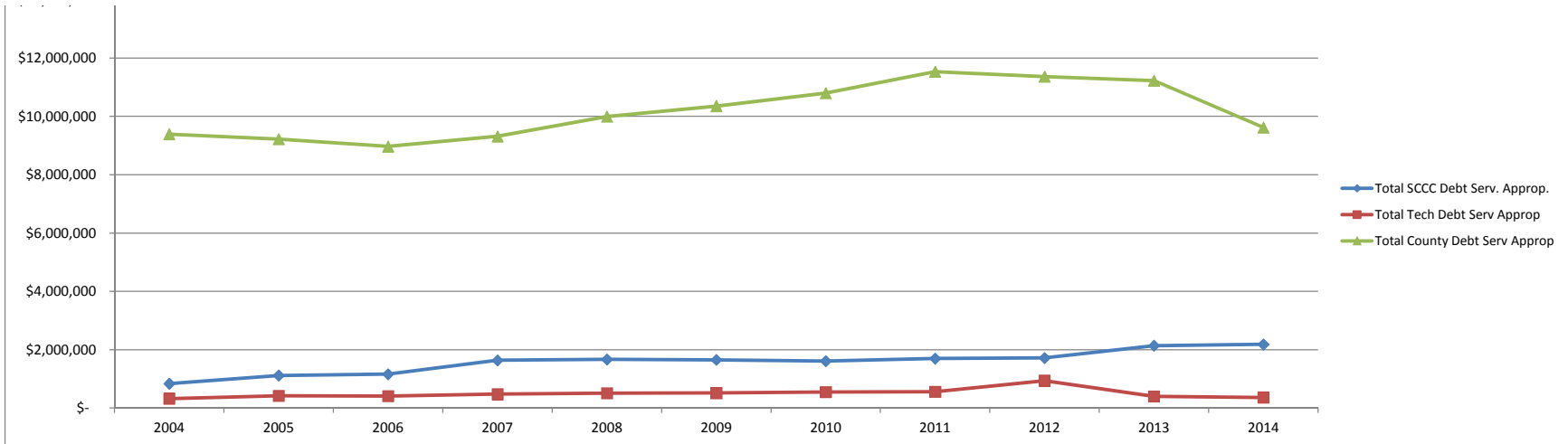


DEBT SERVICE
Total Debt Service*

	2004	2005	2006	2007	2008	2009	2010	2011	2012	2013	2014
Total SCCC Debt Serv. Approp.	\$ 836,378	\$ 1,117,376	\$ 1,161,630	\$ 1,635,965	\$ 1,669,221	\$ 1,652,698	\$ 1,610,808	\$ 1,696,930	\$ 1,718,064	\$ 2,141,356	\$ 2,183,309
Total Tech Debt Serv Approp	\$ 324,665	\$ 420,765	\$ 407,245	\$ 476,425	\$ 512,430	\$ 515,835	\$ 548,390	\$ 556,733	\$ 940,588	\$ 402,093	\$ 365,309
Total County Debt Serv Approp	\$ 9,393,506	\$ 9,221,580	\$ 8,967,705	\$ 9,315,021	\$ 9,990,924	\$ 10,356,095	\$ 10,797,208	\$ 11,530,336	\$ 11,365,807	\$ 11,227,343	\$ 9,621,040
TOTAL DEBT SERVICE APPROP	\$ 10,554,549	\$ 10,759,721	\$ 10,536,580	\$ 11,427,411	\$ 12,172,575	\$ 12,524,628	\$ 12,956,406	\$ 13,783,999	\$ 14,024,459	\$ 13,770,792	\$ 12,169,658
Total Current Fund Tax Levy	\$ 56,625,654	\$ 59,448,760	\$ 62,706,160	\$ 65,685,231	\$ 68,490,715	\$ 71,507,294	\$ 75,209,586	\$ 77,406,058	\$ 79,135,226	\$ 79,535,232	\$ 80,796,418
% of Current Fund Tax Levy	18.6%	18.1%	16.8%	17.4%	17.8%	17.5%	17.2%	17.8%	17.7%	17.3%	15.1%



\$14,000,000



2014 BUDGET APPROPRIATION:	\$ 12,169,658
2013 Budget Appropriation	\$ 13,770,792
\$ Change	\$ (1,601,134)
% Change:	-11.6%

2014 Budget Appropriation	\$ 12,169,658
2004 Budget Appropriation	\$ 10,554,549
\$ Change	\$ 1,615,109
% Change	15.3%
Projected % of 2014 Tax Levy	15.0%

*Does not include portion of SCCC Chapter 12 debt paid by State of N.