The background of the entire page is a faded, grayscale image of a field with a flag. The flag is positioned in the center-right, and the field extends to the horizon. The text is overlaid on this background.

SUSSEX COUNTY

BOARD OF TAXATION

2023

83 SPRING STREET

SUITE 301

NEWTON, NJ 07860

PHONE: 973-579-0970

WWW.SUSSEX.NJ.US

JOHN FIERRO

PRESIDENT

RICHARD ECKE

VICE PRESIDENT

GEORGE CONWAY

COMMISSIONER

HOWARD ZATOWSKY

COMMISSIONER

MELISSA ROCKWELL

ADMINISTRATOR

2023 ABSTRACT OF RATABLES COUNTY OF SUSSEX

		1		2	3	4	5	6	
		TAXABLE VALUE		Total Taxable Value of Land and Improvements (Col. 1(a) + (b))	Total Taxable Value of Partial Exemptions and Abatements (Assessed Value)	Net Total Taxable Value of Land and Improvements (Col. 2 - 3)	Taxable Value of Machinery, Implements and Equipment of Telephone, Telegraph and Messenger System Companies (C. 138, L. 1966)	Net Valuation Taxable (Col. 4 + 5)	
		(a)	(b)						
TAXING DISTRICT		Land	Improvements (Includes partial Exemptions and Abatements)						
1	ANDOVER BORO	\$ 26,465,800	\$ 41,165,700	\$ 67,631,500		\$ 67,631,500	\$ -	\$ 67,631,500	1
2	ANDOVER TWP	\$ 226,074,400	\$ 415,633,400	\$ 641,707,800		\$ 641,707,800	\$ 1,915	\$ 641,709,715	2
3	BRANCHVILLE BORO	\$ 45,104,800	\$ 83,222,100	\$ 128,326,900		\$ 128,326,900	\$ -	\$ 128,326,900	3
4	BYRAM TWP	\$ 389,022,400	\$ 537,528,500	\$ 926,550,900		\$ 926,550,900	\$ -	\$ 926,550,900	4
5	FRANKFORD TWP	\$ 337,407,800	\$ 405,535,300	\$ 742,943,100		\$ 742,943,100	\$ -	\$ 742,943,100	5
6	FRANKLIN BORO	\$ 217,976,300	\$ 404,933,400	\$ 622,909,700	\$ 66,500	\$ 622,843,200	\$ 2,420	\$ 622,845,620	6
7	FREDON TWP	\$ 147,034,600	\$ 288,199,700	\$ 435,234,300		\$ 435,234,300	\$ -	\$ 435,234,300	7
8	GREEN TWP	\$ 142,544,900	\$ 289,843,100	\$ 432,388,000		\$ 432,388,000	\$ -	\$ 432,388,000	8
9	HAMBURG BORO	\$ 69,512,200	\$ 184,142,600	\$ 253,654,800		\$ 253,654,800	\$ -	\$ 253,654,800	9
10	HAMPTON TWP	\$ 210,142,700	\$ 398,037,100	\$ 608,179,800		\$ 608,179,800	\$ -	\$ 608,179,800	10
11	HARDYSTON TWP	\$ 385,068,700	\$ 701,527,900	\$ 1,086,596,600		\$ 1,086,596,600	\$ -	\$ 1,086,596,600	11
12	HOPATCONG BORO	\$ 618,311,800	\$ 805,859,700	\$ 1,424,171,500		\$ 1,424,171,500	\$ -	\$ 1,424,171,500	12
13	LAFAYETTE TWP	\$ 126,970,700	\$ 206,880,900	\$ 333,851,600		\$ 333,851,600	\$ -	\$ 333,851,600	13
14	MONTAGUE TWP	\$ 110,383,600	\$ 249,542,400	\$ 359,926,000		\$ 359,926,000	\$ -	\$ 359,926,000	14
15	TOWN OF NEWTON	\$ 212,692,100	\$ 400,245,700	\$ 612,937,800	\$ 2,425,700	\$ 610,512,100	\$ 420	\$ 610,512,520	15
16	OGDENSBURG BORO	\$ 53,451,200	\$ 140,567,300	\$ 194,018,500		\$ 194,018,500	\$ -	\$ 194,018,500	16
17	SANDYSTON TWP	\$ 82,256,500	\$ 143,363,800	\$ 225,620,300		\$ 225,620,300	\$ -	\$ 225,620,300	17
18	SPARTA TWP	\$ 1,267,177,700	\$ 1,806,148,500	\$ 3,073,326,200		\$ 3,073,326,200	\$ -	\$ 3,073,326,200	18
19	STANHOPE BORO	\$ 112,819,000	\$ 184,652,500	\$ 297,471,500		\$ 297,471,500	\$ -	\$ 297,471,500	19
20	STILLWATER TWP	\$ 145,531,300	\$ 262,945,600	\$ 408,476,900		\$ 408,476,900	\$ -	\$ 408,476,900	20
21	SUSSEX BORO	\$ 34,115,600	\$ 90,747,500	\$ 124,863,100		\$ 124,863,100	\$ -	\$ 124,863,100	21
22	VERNON TWP	\$ 1,612,253,900	\$ 1,485,415,100	\$ 3,097,669,000		\$ 3,097,669,000	\$ 2,326,708	\$ 3,099,995,708	22
23	WALPACK TWP	\$ 731,050	\$ 1,607,100	\$ 2,338,150		\$ 2,338,150	\$ 5,626	\$ 2,343,776	23
24	WANTAGE TWP	\$ 355,993,900	\$ 858,018,700	\$ 1,214,012,600		\$ 1,214,012,600	\$ -	\$ 1,214,012,600	24
TOTAL		\$ 6,929,042,950	\$ 10,385,763,600	\$ 17,314,806,550	\$ 2,492,200	\$ 17,312,314,350	\$ 2,337,089	\$ 17,314,651,439	

2023 ABSTRACT OF RATABLES COUNTY OF SUSSEX

	7	8	9		10		11		
			(a)	(b)	EQUALIZATION				
			True Value of Expired "UEZ" (Urban Enterprise Zone) Abatements	True Value of Class II Railroad Property (C. 139, L. 1966)	(a)	(b)			
Amounts Deducted Under R.S. 54:3-17 to 19	Amounts Added Under R.S. 54:3-17 to 19	Net Valuation on Which County Taxes are Apportioned (Col. 6-9a+9b-10a+10b)							
1	3.239		80.88			\$ -	\$ 16,448,563	\$ 84,080,063	1
2	4.061	74.99			\$ -	\$ 215,950,364	\$ 857,660,079	2	
3	2.409	90.14			\$ -	\$ 15,434,462	\$ 143,761,362	3	
4	3.762	78.30			\$ -	\$ 257,801,116	\$ 1,184,352,016	4	
5	2.885	80.82			\$ -	\$ 178,824,771	\$ 921,767,871	5	
6	2.757	107.05			\$ (39,012,727)	\$ -	\$ 583,832,893	6	
7	2.985	88.68			\$ -	\$ 56,823,958	\$ 492,058,258	7	
8	3.864	75.88			\$ -	\$ 138,233,303	\$ 570,621,303	8	
9	4.769	75.43			\$ -	\$ 83,648,976	\$ 337,303,776	9	
10	3.161	76.26			\$ -	\$ 191,136,105	\$ 799,315,905	10	
11	3.045	81.55			\$ -	\$ 247,484,208	\$ 1,334,080,808	11	
12	3.499	69.83			\$ -	\$ 617,691,626	\$ 2,041,863,126	12	
13	2.854	82.94			\$ -	\$ 70,317,757	\$ 404,169,357	13	
14	2.892	81.71			\$ -	\$ 81,055,256	\$ 440,981,256	14	
15	4.494	76.17			\$ -	\$ 197,434,996	\$ 807,947,516	15	
16	3.966	80.97			\$ -	\$ 47,542,959	\$ 241,561,459	16	
17	3.064	70.75			\$ -	\$ 93,916,558	\$ 319,536,858	17	
18	3.486	78.13			\$ -	\$ 864,417,948	\$ 3,937,744,148	18	
19	4.425	76.08			\$ -	\$ 94,623,989	\$ 392,095,489	19	
20	3.512	71.39			\$ -	\$ 164,490,134	\$ 572,967,034	20	
21	3.530	81.51			\$ -	\$ 29,552,028	\$ 154,415,128	21	
22	2.593	99.74			\$ -	\$ 12,035,697	\$ 3,112,031,405	22	
23	0.667	89.43			\$ -	\$ 717,857	\$ 3,061,633	23	
24	2.912	84.03			\$ -	\$ 234,550,988	\$ 1,448,563,588	24	
					\$ -	\$ (39,012,727)	\$ 3,910,133,619	\$ 21,185,772,331	
							\$ 3,871,120,892		

2023 ABSTRACT OF RATABLES COUNTY OF SUSSEX

12									
APPORTIONMENT OF TAXES									
Section A									
I	II				III	IV	V		
Total County Taxes Apportioned (Including Total Net Adjustments)	Adjustments Resulting From				Net County Taxes Apportioned (12AI + 12AII)	Municipal Budget State Aid (R.S. 52:27D-118:40)	Net County Taxes Apportioned Less Municipal Budget State Aid (Col. 12AIII - 12AIV)		
	(a)		(b)						
	County Equalization Table Appeals (R.S. 54:51A-4)		Appeals and Corrected Errors (R.S. 54:4-49; R.S. 54:4-53)						
	DEDUCT OVERPAYMENT	ADD UNDERPAYMENT	DEDUCT OVERPAYMENT	ADD UNDERPAYMENT					
1	\$ 402,018.97			\$ -	\$ -	\$ 402,018.97	\$ -	\$ 402,018.97	1
2	\$ 4,100,801.15			\$ -	\$ 13,142.33	\$ 4,113,943.48	\$ -	\$ 4,113,943.48	2
3	\$ 687,378.10			\$ -	\$ -	\$ 687,378.10	\$ -	\$ 687,378.10	3
4	\$ 5,662,840.36			\$ 1,241.07	\$ -	\$ 5,661,599.29	\$ -	\$ 5,661,599.29	4
5	\$ 4,407,325.04			\$ -	\$ 836.18	\$ 4,408,161.22	\$ -	\$ 4,408,161.22	5
6	\$ 2,791,528.55			\$ 651.98	\$ -	\$ 2,790,876.57	\$ -	\$ 2,790,876.57	6
7	\$ 2,352,718.89			\$ 461.55	\$ -	\$ 2,352,257.34	\$ -	\$ 2,352,257.34	7
8	\$ 2,728,358.88			\$ 3,584.23	\$ -	\$ 2,724,774.65	\$ -	\$ 2,724,774.65	8
9	\$ 1,612,778.47			\$ 127.40	\$ -	\$ 1,612,651.07	\$ -	\$ 1,612,651.07	9
10	\$ 3,821,835.32			\$ -	\$ -	\$ 3,821,835.32	\$ -	\$ 3,821,835.32	10
11	\$ 6,378,751.03			\$ 2,492.43	\$ -	\$ 6,376,258.60	\$ -	\$ 6,376,258.60	11
12	\$ 9,762,929.23			\$ 12,501.95	\$ -	\$ 9,750,427.28	\$ -	\$ 9,750,427.28	12
13	\$ 1,932,488.41			\$ 265.01	\$ -	\$ 1,932,223.40	\$ -	\$ 1,932,223.40	13
14	\$ 2,108,500.19			\$ 273.43	\$ -	\$ 2,108,226.76	\$ -	\$ 2,108,226.76	14
15	\$ 3,863,106.36			\$ 1,852.08	\$ -	\$ 3,861,254.28	\$ -	\$ 3,861,254.28	15
16	\$ 1,154,997.81			\$ -	\$ -	\$ 1,154,997.81	\$ -	\$ 1,154,997.81	16
17	\$ 1,527,828.04			\$ 10.97	\$ -	\$ 1,527,817.07	\$ -	\$ 1,527,817.07	17
18	\$ 18,827,862.14			\$ 7,149.78	\$ -	\$ 18,820,712.36	\$ -	\$ 18,820,712.36	18
19	\$ 1,874,758.63			\$ -	\$ -	\$ 1,874,758.63	\$ -	\$ 1,874,758.63	19
20	\$ 2,739,574.72			\$ -	\$ 2,160.13	\$ 2,741,734.85	\$ -	\$ 2,741,734.85	20
21	\$ 738,317.84			\$ 608.80	\$ -	\$ 737,709.04	\$ -	\$ 737,709.04	21
22	\$ 14,879,813.43			\$ 11,388.34	\$ -	\$ 14,868,425.09	\$ -	\$ 14,868,425.09	22
23	\$ 14,638.84			\$ -	\$ -	\$ 14,638.84	\$ 200.00	\$ 14,438.84	23
24	\$ 6,926,136.57			\$ 11,671.59	\$ -	\$ 6,914,464.98	\$ -	\$ 6,914,464.98	24
	\$ 101,297,286.97	\$ -	\$ -	\$ 54,280.61	\$ 16,138.64	\$ 101,259,145.00	\$ 200.00	\$ 101,258,945.00	

Section B			Section C						Section D		
(a)	(b)	(c)	I			II			Total Tax Levy On Which Tax Rate Is Computed (12AV+B(a)+B(b)+B(c)+ CI(a)+CI(b)+CI(c)+ CII(a)+CII(b)+CII(c))		
County Library Taxes Apportioned	County Health Taxes Apportioned	County Open Space Tax	Local Municipal Purposes			Local Municipal Budget	Municipal Open Space	Municipal Library			
			(a)	(b)	(c)						
			As Required By District School Budget	Reg., Consol. & Joint School Budgets	Local School Budget						
1	\$ 30,743.45	\$ 0.04	\$ 1,568.41	\$ -	\$ 1,359,643.00	\$ -	\$ 375,972.27	\$ 20,289.00	\$ -	\$ 2,190,235.14	1
2	\$ 314,560.15	\$ 0.43	\$ 16,061.30	\$ -	\$ 14,313,058.00	\$ -	\$ 7,265,587.40	\$ 32,085.00	\$ -	\$ 26,055,295.76	2
3	\$ 52,565.61	\$ 0.07	\$ 2,681.70	\$ 1,276,416.00	\$ 833,077.00	\$ -	\$ 239,106.60	\$ -	\$ -	\$ 3,091,225.08	3
4	\$ 432,961.46	\$ 0.59	\$ 22,086.62	\$ 12,458,668.00	\$ 7,092,910.00	\$ -	\$ 9,076,889.00	\$ 110,430.00	\$ -	\$ 34,855,544.96	4
5	\$ 337,100.84	\$ 0.46	\$ 17,198.64	\$ 8,411,169.00	\$ 5,253,709.00	\$ -	\$ 2,927,982.20	\$ 74,294.31	\$ -	\$ 21,429,615.67	5
6	\$ 213,427.45	\$ 0.29	\$ 10,887.69	\$ 6,359,583.00	\$ 2,620,695.00	\$ -	\$ 5,170,994.00	\$ -	\$ -	\$ 17,166,464.00	6
7	\$ 179,884.59	\$ 0.25	\$ 9,176.21	\$ 4,404,535.00	\$ 4,062,646.00	\$ -	\$ 1,980,819.00	\$ -	\$ -	\$ 12,989,318.39	7
8	\$ 208,383.23	\$ 0.29	\$ 10,626.43	\$ 10,811,089.00	\$ -	\$ -	\$ 2,905,857.98	\$ 43,238.80	\$ -	\$ 16,703,970.38	8
9	\$ 123,324.01	\$ 0.17	\$ 6,291.40	\$ 5,662,880.00	\$ 1,944,279.00	\$ -	\$ 2,738,594.00	\$ 7,609.64	\$ -	\$ 12,095,629.29	9
10	\$ 292,265.78	\$ 0.40	\$ 14,910.28	\$ 6,252,307.00	\$ 5,646,282.00	\$ -	\$ 3,191,138.00	\$ -	\$ -	\$ 19,218,738.78	10
11	\$ 487,617.57	\$ 0.67	\$ 24,872.97	\$ 11,622,262.00	\$ 6,806,350.00	\$ -	\$ 7,768,710.04	\$ -	\$ -	\$ 33,086,071.85	11
12	\$ 745,689.41	\$ 1.02	\$ 38,031.58	\$ 25,861,947.00	\$ -	\$ -	\$ 13,417,000.00	\$ 10,000.00	\$ -	\$ 49,823,096.29	12
13	\$ 147,767.98	\$ (5.30)	\$ 7,537.76	\$ 4,185,238.00	\$ 2,209,917.00	\$ -	\$ 1,010,910.74	\$ 33,885.16	\$ -	\$ 9,527,474.74	13
14	\$ 161,222.40	\$ 0.22	\$ 8,225.06	\$ 6,572,446.00	\$ -	\$ -	\$ 1,556,990.51	\$ -	\$ -	\$ 10,407,110.95	14
15	\$ 295,288.35	\$ 0.40	\$ 15,062.27	\$ 13,724,107.00	\$ -	\$ -	\$ 9,535,046.00	\$ -	\$ -	\$ 27,430,758.30	15
16	\$ 88,325.72	\$ 0.12	\$ 4,506.04	\$ 2,694,808.00	\$ 1,114,021.00	\$ -	\$ 2,637,440.50	\$ -	\$ -	\$ 7,694,099.19	16
17	\$ 116,836.22	\$ 0.16	\$ 5,960.53	\$ 2,342,484.00	\$ 2,258,205.00	\$ -	\$ 660,482.56	\$ -	\$ -	\$ 6,911,785.54	17
18	\$ -	\$ 1.97	\$ 73,417.75	\$ 68,940,563.00	\$ -	\$ -	\$ 17,649,132.70	\$ 341,139.00	\$ 1,307,171.76	\$ 107,132,138.54	18
19	\$ 143,367.72	\$ 0.20	\$ 7,314.07	\$ 5,018,775.00	\$ 2,283,230.00	\$ -	\$ 3,833,674.74	\$ -	\$ -	\$ 13,161,120.36	19
20	\$ 209,661.25	\$ 0.29	\$ 10,697.94	\$ 5,031,223.00	\$ 4,206,762.00	\$ -	\$ 2,130,006.22	\$ 12,254.31	\$ -	\$ 14,342,339.86	20
21	\$ 56,418.47	\$ 0.08	\$ 2,877.15	\$ 1,566,705.00	\$ 938,263.00	\$ -	\$ 1,105,028.00	\$ -	\$ -	\$ 4,407,000.70	21
22	\$ 1,137,089.69	\$ (3.02)	\$ 57,990.80	\$ 45,333,916.00	\$ -	\$ -	\$ 18,975,217.53	\$ -	\$ -	\$ 80,372,636.09	22
23	\$ 1,119.47	\$ -	\$ 57.11	\$ -	\$ -	\$ -	\$ -	\$ -	\$ -	\$ 15,615.42	23
24	\$ 528,817.18	\$ 0.20	\$ 26,960.29	\$ 15,775,973.00	\$ 8,159,834.00	\$ -	\$ 3,873,955.46	\$ 60,700.63	\$ -	\$ 35,340,705.74	24
	\$ 6,304,438.00	\$ 0.00	\$ 395,000.00	\$ 264,307,094.00	\$ 71,102,881.00	\$ -	\$ 120,026,535.45	\$ 745,925.85	\$ 1,307,171.76	\$ 565,447,991.02	

REAL PROPERTY EXEMPT FROM TAXATION

	(a)	(b)	(c)	(d)	(e)	(f)	(g)	
	Public School Property	Other School Property	Public Property	Church and Charitable Property	Cemeteries and Graveyards	Other Exemptions Not Included in Foregoing Classifications	Total Amount of Real Property Exempt From Taxation (a+b+c+d+e+f)	
1	\$ -	\$ -	\$ 5,531,900	\$ 3,225,200	\$ 64,800	\$ 805,400	\$ 9,627,300	1
2	\$ 9,625,400	\$ -	\$ 30,274,500	\$ 12,042,100	\$ 23,100	\$ 8,012,600	\$ 59,977,700	2
3	\$ -	\$ 807,700	\$ 2,560,300	\$ 2,382,200	\$ 104,600	\$ 1,591,300	\$ 7,446,100	3
4	\$ 11,062,500	\$ -	\$ 45,200,500	\$ 10,108,800	\$ -	\$ 7,757,500	\$ 74,129,300	4
5	\$ 9,475,500	\$ 1,232,000	\$ 43,224,000	\$ 4,636,700	\$ 370,200	\$ 8,401,400	\$ 67,339,800	5
6	\$ 32,316,700	\$ -	\$ 20,082,800	\$ 12,045,200	\$ 178,300	\$ 13,504,400	\$ 78,127,400	6
7	\$ 4,031,700	\$ -	\$ 20,311,700	\$ 1,173,200	\$ 8,000	\$ 3,861,100	\$ 29,385,700	7
8	\$ 5,120,600	\$ -	\$ 12,881,100	\$ 22,412,400	\$ 556,100	\$ 5,313,200	\$ 46,283,400	8
9	\$ 10,956,900	\$ -	\$ 3,826,100	\$ 3,608,000	\$ -	\$ 2,722,600	\$ 21,113,600	9
10	\$ 32,556,900	\$ -	\$ 31,766,300	\$ 12,268,100	\$ 109,000	\$ 4,019,800	\$ 80,720,100	10
11	\$ 36,198,000	\$ -	\$ 66,561,000	\$ 11,443,200	\$ 1,779,300	\$ 16,508,200	\$ 132,489,700	11
12	\$ 31,278,600	\$ 288,800	\$ 30,689,700	\$ 7,781,900	\$ -	\$ 10,232,200	\$ 80,271,200	12
13	\$ 3,459,200	\$ -	\$ 13,246,000	\$ 5,854,700	\$ 629,800	\$ 6,484,700	\$ 29,674,400	13
14	\$ 3,486,000	\$ -	\$ 70,389,500	\$ 3,759,200	\$ 8,600	\$ 6,614,400	\$ 84,257,700	14
15	\$ 24,756,300	\$ 20,370,500	\$ 64,330,000	\$ 55,530,600	\$ 1,296,300	\$ 130,579,800	\$ 296,863,500	15
16	\$ 4,566,500	\$ -	\$ 11,845,500	\$ 2,324,300	\$ 359,600	\$ 3,081,200	\$ 22,177,100	16
17	\$ 17,479,700	\$ -	\$ 159,082,000	\$ 2,082,300	\$ 315,900	\$ 1,355,600	\$ 180,315,500	17
18	\$ 71,342,500	\$ 19,235,500	\$ 74,174,300	\$ 48,256,500	\$ 2,044,900	\$ 31,101,900	\$ 246,155,600	18
19	\$ 26,371,200	\$ -	\$ 8,070,700	\$ 3,875,300	\$ -	\$ 3,745,200	\$ 42,062,400	19
20	\$ 5,280,000	\$ -	\$ 44,290,900	\$ 19,391,300	\$ 145,000	\$ 3,022,000	\$ 72,129,200	20
21	\$ 3,274,000	\$ 2,624,900	\$ 7,763,800	\$ 4,697,400	\$ -	\$ 1,747,800	\$ 20,107,900	21
22	\$ 40,876,800	\$ -	\$ 123,058,200	\$ 15,729,400	\$ 531,700	\$ 25,061,400	\$ 205,257,500	22
23	\$ -	\$ -	\$ 30,867,150	\$ 310,500	\$ -	\$ -	\$ 31,177,650	23
24	\$ 26,408,800	\$ -	\$ 49,064,500	\$ 4,443,500	\$ 637,800	\$ 16,360,800	\$ 96,915,400	24
	\$ 409,923,800	\$ 44,559,400	\$ 969,092,450	\$ 269,382,000	\$ 9,163,000	\$ 311,884,500	\$ 2,014,005,150	


2023 ABSTRACT OF RATABLES COUNTY OF SUSSEX

	14				15		TAXING DISTRICT	
	AMOUNT OF MISCELLANEOUS REVENUES FOR THE SUPPORT OF THE LOCAL MUNICIPAL BUDGET				DEDUCTIONS ALLOWED (C. 73, L. 1976)			
	(a)	(b)	(c)	(d)	(a)	(b)		
	Surplus Revenues Apportioned	Receipts From Revenues Anticipated	Receipts From Delinquent Tax and Liens	Total of Miscellaneous Revenues (a+b+c)	Full Estimated Amount of Senior Citizen, Totally Disabled, and Surviving Spouse Deductions Allowed (C. 129, L. 1976)	Veterans Deductions		
1	\$ 68,200.00	\$ 248,124.26	\$ 61,000.00	\$ 377,324.26		\$ 4,500.00	ANDOVER BORO	1
2	\$ 985,332.00	\$ 1,932,976.18	\$ 225,000.00	\$ 3,143,308.18	\$ 7,000.00	\$ 29,000.00	ANDOVER TWP	2
3	\$ 175,000.00	\$ 1,491,209.58	\$ 29,000.00	\$ 1,695,209.58	\$ 750.00	\$ 6,500.00	BRANCHVILLE BORO	3
4	\$ 1,980,000.00	\$ 1,236,279.02	\$ 325,000.00	\$ 3,541,279.02	\$ 8,250.00	\$ 39,500.00	BYRAM TWP	4
5	\$ 750,000.00	\$ 1,304,856.86	\$ 95,000.00	\$ 2,149,856.86	\$ 4,500.00	\$ 45,250.00	FRANKFORD TWP	5
6	\$ 745,000.00	\$ 1,707,498.06	\$ 500,000.00	\$ 2,952,498.06	\$ 4,500.00	\$ 27,000.00	FRANKLIN BORO	6
7	\$ 1,002,594.00	\$ 285,518.00	\$ 125,000.00	\$ 1,413,112.00	\$ 1,250.00	\$ 20,000.00	FREDON TWP	7
8	\$ 513,000.00	\$ 458,021.00	\$ 100,000.00	\$ 1,071,021.00	\$ 2,250.00	\$ 19,000.00	GREEN TWP	8
9	\$ 460,000.00	\$ 367,840.23	\$ 134,500.00	\$ 962,340.23	\$ 3,500.00	\$ 18,000.00	HAMBURG BORO	9
10	\$ 616,000.00	\$ 902,995.74	\$ 190,000.00	\$ 1,708,995.74	\$ 7,000.00	\$ 52,500.00	HAMPTON TWP	10
11	\$ 12,220,000.00	\$ 3,082,828.12	\$ 400,000.00	\$ 15,702,828.12	\$ 5,000.00	\$ 52,250.00	HARDYSTON TWP	11
12	\$ 2,439,726.00	\$ 2,001,730.64	\$ 625,000.00	\$ 5,066,456.64	\$ 14,000.00	\$ 80,000.00	HOPATCONG BORO	12
13	\$ 840,500.00	\$ 952,805.42	\$ 135,000.00	\$ 1,928,305.42	\$ 3,000.00	\$ 15,250.00	LAFAYETTE TWP	13
14	\$ 667,500.00	\$ 627,648.57	\$ 200,000.00	\$ 1,495,148.57	\$ 4,500.00	\$ 20,750.00	MONTAGUE TWP	14
15	\$ 2,050,791.00	\$ 4,561,465.00	\$ 235,000.00	\$ 6,847,256.00	\$ 5,750.00	\$ 22,750.00	TOWN OF NEWTON	15
16	\$ 226,739.00	\$ 450,067.44	\$ 165,000.00	\$ 841,806.44	\$ 4,000.00	\$ 17,250.00	OGDENSBURG BORO	16
17	\$ 353,500.00	\$ 524,527.34	\$ 60,000.00	\$ 938,027.34	\$ 3,000.00	\$ 13,750.00	SANDYSTON TWP	17
18	\$ 5,000,000.00	\$ 4,672,105.07	\$ 1,001,794.00	\$ 10,673,899.07	\$ 6,250.00	\$ 89,500.00	SPARTA TWP	18
19	\$ 881,000.00	\$ 483,644.33	\$ 180,000.00	\$ 1,544,644.33	\$ 2,250.00	\$ 18,500.00	STANHOPE BORO	19
20	\$ 925,000.00	\$ 649,059.18	\$ 230,000.00	\$ 1,804,059.18	\$ 3,500.00	\$ 25,500.00	STILLWATER TWP	20
21	\$ 150,000.00	\$ 386,393.69	\$ 100,221.75	\$ 636,615.44	\$ 1,000.00	\$ 5,500.00	SUSSEX BORO	21
22	\$ 2,065,000.00	\$ 7,916,782.47	\$ 2,075,000.00	\$ 12,056,782.47	\$ 19,250.00	\$ 110,000.00	VERNON TWP	22
23	\$ 89,186.00	\$ 39,119.82		\$ 128,305.82			WALPACK TWP	23
24	\$ 550,000.00	\$ 1,279,472.64	\$ 620,000.00	\$ 2,449,472.64	\$ 16,250.00	\$ 69,750.00	WANTAGE TWP	24
	\$ 35,754,068.00	\$ 37,562,968.66	\$ 7,811,515.75	\$ 81,128,552.41	\$ 126,750	\$ 802,000		


2023 ABSTRACT OF RATABLES COUNTY OF SUSSEX



CERTIFICATION

TOTAL AMOUNT OF MISCELLANEOUS REVENUES (INCLUDING SURPLUS REVENUES APPROPRIATED) FOR THE SUPPORT OF THE COUNTY BUDGET	\$21,496,059.16
RATE PER \$100 TO BE APPLIED TO COL. 11 FOR APPORTIONMENT OF COUNTY TAXES	0.47813828
NET COUNTY TAXES APPORTIONED (12.A.III)	101,259,145.00
* ADJUSTMENTS (NET TOTAL - 12.A.II)	38,141.97
TOTAL COUNTY TAXES APPORTIONED (INCLUDING ADJUSTMENTS - TOTAL 12.A.I)	101,297,286.97
* - NET OVERPAYMENTS ARE ADDED TO THE NET TAXES APPORTIONED NET UNDERPAYMENTS ARE DEDUCTED FROM THE NET TAXES APPORTIONED	
RATE PER \$100 TO BE APPLIED TO COL. 11 FOR APPORTIONMENT OF LIBRARY TAXES	0.03656449
RATE PER \$100 TO BE APPLIED TO COL. 11 FOR APPORTIONMENT OF HEALTH SERVICE	0.00000000
RATE PER \$100 TO BE APPLIED TO COL. 11 FOR APPORTIONMENT OF CTY OPEN SPACE TAX	0.00186538

ATTEST: 
Melissa Rockwell, Tax Administrator

SUSSEX COUNTY BOARD OF TAXATION


John Fierro, President

Richard Ecke, Commissioner

George Conway, Commissioner

Howard Zatkowsky, Commissioner

I hereby certify this to be a true copy of the Abstract of Ratables and Exemptions for the County of SUSSEX, State of New Jersey, filed with me by the SUSSEX County Board of Taxation


Elke Yetter, County Treasurer

ADDENDUM #1 TO ABSTRACT OF RATABLES FOR SUSSEX COUNTY

TOTAL TAXABLE VALUE OF PARTIAL EXEMPTIONS AND ABATEMENTS (COL. 3)

	9	10	11	12	13	14	15	16	
	DWELLING ABATEMENT Chapter 441 P.L. 1991 R.S.40A:21-5	DWELLING EXEMPTION Chapter 441 P.L. 1991 R.S.40A:21-5	NEW DWELL /CONVERSION ABATEMENT Chapter 441 P.L. 1991 R.S.40A:21-5	NEW DWELL /CONVERSION EXEMPTION Chapter 441 P.L. 1991 R.S.40A:21-5	MULTI DWELL /CONVERSION ABATEMENT Chapter 441 P.L. 1991 R.S.40A:21-6	MULTI DWELL /CONVERSION EXEMPTION Chapter 441 P.L. 1991 R.S.40A:21-6	COMMERCIAL / INDUSTRIAL EXEMPTION Chapter 441 P.L. 1991 R.S.40A:21-7	TOTAL ASSESSED VALUE AS REFLECTED IN COLUMN 3 OF THE ABSTRACT OF RATABLES	Taxing District
1	-	-	-	-	-	-	-	\$ -	ANDOVER BORO 1
2	-	-	-	-	-	-	-	\$ -	ANDOVER TWP 2
3	-	-	-	-	-	-	-	\$ -	BRANCHVILLE BORO 3
4	-	-	-	-	-	-	-	\$ -	BYRAM TWP 4
5	-	-	-	-	-	-	-	\$ -	FRANKFORD TWP 5
6	-	-	-	-	-	-	-	\$ 66,500	FRANKLIN BORO 6
7	-	-	-	-	-	-	-	\$ -	FREDON TWP 7
8	-	-	-	-	-	-	-	\$ -	GREEN TWP 8
9	-	-	-	-	-	-	-	\$ -	HAMBURG BORO 9
10	-	-	-	-	-	-	-	\$ -	HAMPTON TWP 10
11	-	-	-	-	-	-	-	\$ -	HARDYSTON TWP 11
12	-	-	-	-	-	-	-	\$ -	HOPATCONG BORO 12
13	-	-	-	-	-	-	-	\$ -	LAFAYETTE TWP 13
14	-	-	-	-	-	-	-	\$ -	MONTAGUE TWP 14
15	-	-	-	-	-	1,974,400	-	\$ 2,425,700	TOWN OF NEWTON 15
16	-	-	-	-	-	-	-	\$ -	OGDENSBURG BORO 16
17	-	-	-	-	-	-	-	\$ -	SANDYSTON TWP 17
18	-	-	-	-	-	-	-	\$ -	SPARTA TWP 18
19	-	-	-	-	-	-	-	\$ -	STANHOPE BORO 19
20	-	-	-	-	-	-	-	\$ -	STILLWATER TWP 20
21	-	-	-	-	-	-	-	\$ -	SUSSEX BORO 21
22	-	-	-	-	-	-	-	\$ -	VERNON TWP 22
23	-	-	-	-	-	-	-	\$ -	WALPACK TWP 23
24	-	-	-	-	-	-	-	\$ -	WANTAGE TWP 24
								\$ -	
	\$ -	\$ -	\$ -	\$ -	\$ -	\$ 1,974,400	\$ -	\$ 2,492,200	

	Class	Assessed	Percentage
1:	VACANT LAND	309,317,300	1.79%
2:	RESIDENTIAL	14,268,840,450	82.42%
3A:	FARM (REGULAR)	593,838,200	3.43%
3B:	FARM (QUALIFIED)	24,607,500	0.14%
4A:	COMMERCIAL	1,719,673,500	9.93%
4B:	INDUSTRIAL	246,157,700	1.42%
4C:	APARTMENT	149,879,700	0.87%
		17,312,314,350	100.00%

2023 ABSTRACT OF RATABLES COUNTY OF SUSSEX

BREAKDOWN OF GENERAL TAX RATE

Taxing District		1	2	3	4	5	6	7	8	9	10	11
		COUNTY TAX	LIBRARY TAX	HEALTH SERVICE TAX	COUNTY OPEN SPACE TAX	DISTRICT SCHOOL TAX	REGIONAL SCHOOL TAX	LOCAL SCHOOL TAX	MUNICIPAL PURPOSE TAX	MUNICIPAL OPEN SPACE TAX	MUNICIPAL LIBRARY TAX	GENERAL TAX RATE
1	ANDOVER BORO	0.595	0.046	-	0.003	-	2.011	-	0.555	0.029	-	3.239
2	ANDOVER TWP	0.642	0.050	-	0.003	-	2.230	-	1.132	0.004	-	4.061
3	BRANCHVILLE BORO	0.536	0.041	-	0.003	0.994	0.649	-	0.186	-	-	2.409
4	BYRAM TWP	0.612	0.047	-	0.003	1.345	0.765	-	0.979	0.011	-	3.762
5	FRANKFORD TWP	0.594	0.046	-	0.002	1.132	0.707	-	0.394	0.010	-	2.885
6	FRANKLIN BORO	0.449	0.035	-	0.002	1.021	0.420	-	0.830	-	-	2.757
7	FREDON TWP	0.541	0.042	-	0.003	1.011	0.933	-	0.455	-	-	2.985
8	GREEN TWP	0.631	0.049	-	0.002	2.500	-	-	0.672	0.010	-	3.864
9	HAMBURG BORO	0.636	0.049	-	0.003	2.233	0.767	-	1.079	0.002	-	4.769
10	HAMPTON TWP	0.629	0.049	-	0.003	1.028	0.928	-	0.524	-	-	3.161
11	HARDYSTON TWP	0.587	0.045	-	0.003	1.070	0.626	-	0.714	-	-	3.045
12	HOPATCONG BORO	0.685	0.053	-	0.003	1.816	-	-	0.941	0.001	-	3.499
13	LAFAYETTE TWP	0.579	0.045	-	0.003	1.254	0.661	-	0.302	0.010	-	2.854
14	MONTAGUE TWP	0.586	0.045	-	0.003	1.826	-	-	0.432	-	-	2.892
15	TOWN OF NEWTON	0.633	0.049	-	0.003	2.248	-	-	1.561	-	-	4.494
16	OGDENSBURG BORO	0.596	0.046	-	0.003	1.388	0.574	-	1.359	-	-	3.966
17	SANDYSTON TWP	0.678	0.052	-	0.003	1.039	1.000	-	0.292	-	-	3.064
18	SPARTA TWP	0.613	-	-	0.003	2.243	-	-	0.574	0.011	0.042	3.486
19	STANHOPE BORO	0.631	0.049	-	0.003	1.687	0.767	-	1.288	-	-	4.425
20	STILLWATER TWP	0.672	0.052	-	0.003	1.232	1.029	-	0.521	0.003	-	3.512
21	SUSSEX BORO	0.591	0.046	-	0.003	1.255	0.751	-	0.884	-	-	3.530
22	VERNON TWP	0.480	0.037	-	0.002	1.462	-	-	0.612	-	-	2.593
23	WALPACK TWP	0.617	0.048	-	0.002	-	-	-	-	-	-	0.667
24	WANTAGE TWP	0.570	0.044	-	0.003	1.299	0.672	-	0.319	0.005	-	2.912

2023

SPECIAL DISTRICT TAX

Township of Stillwater

Water District #1

Total Levy	\$113,070.72
2022 Tax per user household – flat fee	\$ 144.75
Amount approved by the Commissioners and voters during the adoption of the annual budget and election of water commissioners on 2/21/15 – per user household (Transmission line upgrades)	\$ 155.00
Amount of the NJEIT loan per user	\$ 16.09
358 users X \$315.84	\$113,070.72

CALENDAR YEAR REQUIREMENTS

rev. 09/11/2023

ANDOVER REGIONAL SCHOOL DISTRICT

Andover Borough	\$ 1,359,643.00
Andover Township	<u>\$ 14,313,058.00</u>
Total	\$ 15,672,701.00

HIGH POINT REGIONAL SCHOOL DISTRICT

Branchville Borough	\$ 833,077.00
Frankford Township	\$ 5,253,709.00
Lafayette Township	\$ 2,209,917.00
Sussex Borough	\$ 938,263.00
Wantage Township	<u>\$ 8,159,834.00</u>
Total	\$ 17,394,800.00

KITTATINNY REGIONAL SCHOOL DISTRICT

Fredon Township	\$ 4,062,646.00
Hampton Township	\$ 5,646,282.00
Sandyston Township	\$ 2,258,205.00
Stillwater Township	\$ 4,206,762.00
Walpack Township	<u>\$ -</u>
Total	\$ 16,173,895.00

FRANKFORD SCHOOL DISTRICT

Branchville School	\$ 1,276,416.00
Frankford Township	<u>\$ 8,411,169.00</u>
Total	\$ 9,687,585.00

LENAPE VALLEY REGIONAL SCHOOL DISTRICT

Byram Township	\$ 7,092,910.00
Stanhope Borough	<u>\$ 2,283,230.00</u>
Sub-Total	\$ 9,376,140.00
Netcong Borough (Morris County)	<u>\$ 2,486,581.00</u>
Total	\$ 11,862,721.00

SANDYSTON-WALPACK CONSOLIDATED SCHOOL DISTRICT

Sandyston Township	\$ 2,342,484.00
Walpack Township	<u>\$ - **</u>
Total	\$ 2,342,484.00

SUSSEX-WANTAGE REGIONAL SCHOOL DISTRICT

Sussex Borough	\$ 1,566,705.00
Wantage Township	<u>\$ 15,775,973.00</u>
Total	\$ 17,342,678.00

WALKILL VALLEY REGIONAL SCHOOL DISTRICT

Franklin Borough	\$ 2,620,695.00
Hamburg Borough	\$ 1,944,279.00
Hardyston Township	\$ 6,806,350.00
Ogdensburg Borough	<u>\$ 1,114,021.00</u>
Total	\$ 12,485,345.00

**Adjusted pursuant to Statute RS 40:48-17.1 & 17.3

2022 SUSSEX COUNTY TAX ASSESSORS

rev. 09/21/2023

ANDOVER BOROUGH Joseph Ferraris	137 Main Street Andover, NJ 07821	LAFAYETTE TOWNSHIP Jason Laliker	33 Morris Farm Road Lafayette, NJ 07848
ANDOVER TOWNSHIP Jack Marchione	134 Newton-Sparta Road Newton, NJ 07860	MONTAGUE TOWNSHIP Jason Laliker	277 Clove Road Montague, NJ 07827
BRANCHVILLE BOROUGH Kristy Lockburner	34 Wantage Ave Branchville, NJ 07826	TOWN OF NEWTON Scott Holzhauer	39 Trinity Street Newton, NJ 07860
BYRAM TOWNSHIP Penny Holenstein	10 Mansfield Drive Stanhope, NJ 07874	OGDENSBURG BOROUGH Kathy Dekorte	14 Highland Avenue Ogdensburg, NJ 07439
FRANKFORD TOWNSHIP Jason Laliker	151 Route 206 South Augusta, NJ 07822	SANDYSTON TOWNSHIP Kathy Dekorte	133 Route 645 Branchville, NJ 07826
FRANKLIN BOROUGH Scott Holzhauer	46 Main Street Franklin, NJ 07416	SPARTA TOWNSHIP Joseph Ferraris	65 Main Street Sparta, NJ 07871
FREDON TOWNSHIP Kristen Umansky	443 Route 94 Newton, NJ 07860	STANHOPE BOROUGH Jason Laliker	77 Main Street Stanhope, NJ 07874
GREEN TOWNSHIP Penny Holenstein	P.O. Box 65 Tranquility, NJ 07879	STILLWATER TOWNSHIP Penny Holenstein	964 Stillwater Road Newton, NJ 07860
HAMBURG BOROUGH Jason Laliker	16 Wallkill Avenue Hamburg, NJ 07419	SUSSEX BOROUGH Kristy Lockburner	c/o Wantage - 888 Route 23 Wantage, NJ 07461
HAMPTON TOWNSHIP Joseph Ferraris	1 Rumsey Way Newton, NJ 07860	VERNON TOWNSHIP Kristen Umansky	21 Church Street Vernon, NJ 07462
HARDYSTON TOWNSHIP Scott Holzhauer	149 Wheatsworth Road, Suite A Hardyston, NJ 07419	WALPACK TOWNSHIP Kristy Lockburner	888 Route 23 Wantage, NJ 07461
HOPATCONG BOROUGH Therese dePierro	111 River Styx Road Hopatcong, NJ 07843	WANTAGE TOWNSHIP Kristy Lockburner	888 Route 23 Wantage, NJ 07461