

**2012**  
**ABSTRACT OF RATABLES**



**Sussex County**  
**Board of Taxation**

JOHN FIERRO, PRESIDENT  
RICH ECKE, VICE-PRESIDENT  
GEORGE CONWAY, COMMISSIONER

MELISSA ROCKWELL, ADMINISTRATOR

2012 ABSTRACT OF RATABLES COUNTY OF SUSSEX

TAXING DISTRICT	1		2	3	4	5	6	
	TAXABLE VALUE		Total Taxable Value of Land and Improvements (Col. 1(a) + (b))	Total Taxable Value of Partial Exemptions and Abatements (Assessed Value)	Net Total Taxable Value of Land and Improvements (Col. 2 - 3)	Taxable Value of Machinery, Implements and Equipment of Telephone, Telegraph and Messenger System Companies (C. 138, L. 1966)	Net Valuation Taxable (Col. 4 + 5)	
	(a)	(b)						
	Land	Improvements (Includes partial Exemptions and Abatements)						
1 ANDOVER BORO	\$ 17,042,700	\$ 28,829,500	\$ 45,872,200		\$ 45,872,200	\$ 300,263	\$ 46,172,463	1
2 ANDOVER TWP	\$ 224,358,670	\$ 386,781,800	\$ 611,140,470		\$ 611,140,470	\$ 676,736	\$ 611,817,206	2
3 BRANCHVILLE BORO	\$ 45,799,450	\$ 87,162,600	\$ 132,962,050		\$ 132,962,050	\$ 237,409	\$ 133,199,459	3
4 BYRAM TWP	\$ 398,591,000	\$ 532,298,200	\$ 930,889,200		\$ 930,889,200	\$ 1,367,521	\$ 932,256,721	4
5 FRANKFORD TWP	\$ 473,243,000	\$ 465,264,500	\$ 938,507,500		\$ 938,507,500	\$ 2,230,757	\$ 940,738,257	5
6 FRANKLIN BORO	\$ 173,672,300	\$ 289,884,400	\$ 463,556,700		\$ 463,556,700	\$ 1,634,573	\$ 465,191,273	6
7 FREDON TWP	\$ 154,723,400	\$ 291,555,900	\$ 446,279,300		\$ 446,279,300	\$ 295,773	\$ 446,575,073	7
8 GREEN TWP	\$ 215,310,500	\$ 339,523,800	\$ 554,834,300		\$ 554,834,300	\$ 660,983	\$ 555,495,283	8
9 HAMBURG BORO	\$ 56,869,350	\$ 149,657,900	\$ 206,527,250		\$ 206,527,250	\$ 402,529	\$ 206,929,779	9
10 HAMPTON TWP	\$ 116,342,400	\$ 274,526,800	\$ 390,869,200		\$ 390,869,200	\$ 554,233	\$ 391,423,433	10
11 HARDYSTON TWP	\$ 410,339,700	\$ 738,932,300	\$ 1,149,272,000		\$ 1,149,272,000	\$ 2,303,546	\$ 1,151,575,546	11
12 HOPATCONG BORO	\$ 1,124,771,800	\$ 871,650,300	\$ 1,996,422,100		\$ 1,996,422,100	\$ -	\$ 1,996,422,100	12
13 LAFAYETTE TWP	\$ 187,363,500	\$ 250,873,200	\$ 438,236,700		\$ 438,236,700	\$ 565,007	\$ 438,801,707	13
14 MONTAGUE TWP	\$ 57,214,810	\$ 168,631,850	\$ 225,846,660		\$ 225,846,660	\$ 692,194	\$ 226,538,854	14
15 TOWN OF NEWTON	\$ 248,667,800	\$ 439,653,600	\$ 688,321,400		\$ 688,321,400	\$ 2,365,090	\$ 690,686,490	15
16 OGDENSBURG BORO	\$ 93,679,700	\$ 146,881,400	\$ 240,561,100		\$ 240,561,100	\$ 436,209	\$ 240,997,309	16
17 SANDYSTON TWP	\$ 127,384,100	\$ 145,004,900	\$ 272,389,000		\$ 272,389,000	\$ 745,124	\$ 273,134,124	17
18 SPARTA TWP	\$ 905,371,800	\$ 1,448,496,200	\$ 2,353,868,000		\$ 2,353,868,000	\$ 4,750,971	\$ 2,358,618,971	18
19 STANHOPE BORO	\$ 160,250,300	\$ 181,698,400	\$ 341,948,700		\$ 341,948,700	\$ 388,422	\$ 342,337,122	19
20 STILLWATER TWP	\$ 90,820,400	\$ 158,340,400	\$ 249,160,800		\$ 249,160,800	\$ 238,229	\$ 249,399,029	20
21 SUSSEX BORO	\$ 17,531,800	\$ 61,069,400	\$ 78,601,200		\$ 78,601,200	\$ 505,353	\$ 79,106,553	21
22 VERNON TWP	\$ 1,357,973,400	\$ 1,341,344,300	\$ 2,699,317,700		\$ 2,699,317,700	\$ 6,150,670	\$ 2,705,468,370	22
23 WALPACK TWP	\$ 729,900	\$ 1,611,900	\$ 2,341,800		\$ 2,341,800	\$ 78,403	\$ 2,420,203	23
24 WANTAGE TWP	\$ 579,427,449	\$ 812,668,062	\$ 1,391,995,511		\$ 1,391,995,511	\$ 3,587,726	\$ 1,395,583,237	24
<b>TOTAL</b>	<b>\$ 7,237,479,229</b>	<b>\$ 9,612,241,612</b>	<b>\$ 16,849,720,841</b>	<b>\$ -</b>	<b>\$ 16,849,720,841</b>	<b>\$ 31,167,721</b>	<b>\$ 16,880,888,562</b>	

2012 ABSTRACT OF RATABLES COUNTY OF SUSSEX

	7	8	9		10		11	
	General Tax Rate to Apply per \$100 Valuation	County Equalization Table Average Ratio of Assessed to True Value of Real Property (R.S. 54:3-17 to R.S. 54:3-19)	(a)	(b)	EQUALIZATION		Net Valuation on Which County Taxes are Apportioned (Col. 6-9a+9b-10a+10b)	
			True Value of Expired "UEZ" (Urban Enterprise Zone) Abatements	True Value of Class II Railroad Property (C. 139, L. 1966)	(a)	(b)		
					Amounts Deducted Under R.S. 54:3-17 to 19	Amounts Added Under R.S. 54:3-17 to 19		
1	3.770	59.80			\$ -	\$ 31,423,234	\$ 77,595,697	1
2	3.323	77.93			\$ -	\$ 175,703,130	\$ 787,520,336	2
3	2.029	94.44			\$ -	\$ 9,561,752	\$ 142,761,211	3
4	3.177	91.29			\$ -	\$ 90,047,965	\$ 1,022,304,686	4
5	1.920	109.49			\$ (78,268,558)	\$ -	\$ 862,469,699	5
6	2.839	94.64			\$ -	\$ 28,916,785	\$ 494,108,058	6
7	2.546	95.56			\$ -	\$ 22,328,373	\$ 468,903,446	7
8	2.351	109.23			\$ (45,827,785)	\$ -	\$ 509,667,498	8
9	4.224	67.18			\$ -	\$ 102,393,424	\$ 309,323,203	9
10	3.895	56.50			\$ -	\$ 303,191,925	\$ 694,615,358	10
11	2.287	95.39			\$ -	\$ 57,636,612	\$ 1,209,212,158	11
12	2.155	114.22			\$ (247,619,527)	\$ -	\$ 1,748,802,573	12
13	2.107	106.51			\$ (24,712,391)	\$ -	\$ 414,089,316	13
14	3.738	60.44			\$ -	\$ 148,440,098	\$ 374,978,952	14
15	3.320	95.93			\$ -	\$ 37,159,525	\$ 727,846,015	15
16	2.665	104.60			\$ (7,956,275)	\$ -	\$ 233,041,034	16
17	2.028	100.47			\$ (521,138)	\$ -	\$ 272,612,986	17
18	3.654	69.55			\$ -	\$ 1,035,678,765	\$ 3,394,297,736	18
19	3.125	92.87			\$ -	\$ 27,763,970	\$ 370,101,092	19
20	4.768	47.32			\$ -	\$ 278,409,387	\$ 527,808,416	20
21	4.586	55.29			\$ -	\$ 65,072,211	\$ 144,178,764	21
22	2.648	95.86			\$ -	\$ 121,282,207	\$ 2,826,750,577	22
23	0.580	95.42			\$ -	\$ 637,454	\$ 3,057,657	23
24	2.143	109.74			\$ (118,979,741)	\$ -	\$ 1,276,603,496	24
					\$ -	\$ (523,885,415)	\$ 2,535,646,817	
						\$ 2,011,761,402	\$ 18,892,649,964	

2012 ABSTRACT OF RATABLES COUNTY OF SUSSEX

12									
APPORTIONMENT OF TAXES									
Section A									
I	II				III	IV	V		
Total County Taxes Apportioned (Including Total Net Adjustments)	Adjustments Resulting From				Net County Taxes Apportioned ( 12AI + 12AII )	Municipal Budget State Aid (R.S. 52:27D-118:40)	Net County Taxes Apportioned Less Municipal Budget State Aid (Col. 12AIII - 12AIV)		
	(a)		(b)						
	County Equalization Table Appeals (R.S. 54:51A-4)		Appeals and Corrected Errors (R.S. 54:4-49; R.S. 54:4-53)						
	DEDUCT OVERPAYMENT	ADD UNDERPAYMENT	DEDUCT OVERPAYMENT	ADD UNDERPAYMENT					
1	\$ 326,454.10			\$ -	\$ -	\$ 326,454.10	\$ -	\$ 326,454.10	1
2	\$ 3,313,189.41			\$ 14,405.39	\$ -	\$ 3,298,784.02	\$ -	\$ 3,298,784.02	2
3	\$ 600,612.97			\$ 887.03	\$ -	\$ 599,725.94	\$ -	\$ 599,725.94	3
4	\$ 4,300,954.40			\$ 14,872.59	\$ -	\$ 4,286,081.81	\$ -	\$ 4,286,081.81	4
5	\$ 3,628,510.07			\$ 25,879.19	\$ -	\$ 3,602,630.88	\$ -	\$ 3,602,630.88	5
6	\$ 2,078,769.92			\$ 6,850.57	\$ -	\$ 2,071,919.35	\$ -	\$ 2,071,919.35	6
7	\$ 1,972,731.19			\$ 8,968.87	\$ -	\$ 1,963,762.32	\$ -	\$ 1,963,762.32	7
8	\$ 2,144,230.29			\$ 8,512.17	\$ -	\$ 2,135,718.12	\$ -	\$ 2,135,718.12	8
9	\$ 1,301,358.60			\$ 1,970.96	\$ -	\$ 1,299,387.64	\$ -	\$ 1,299,387.64	9
10	\$ 2,922,327.39			\$ 13,933.59	\$ -	\$ 2,908,393.80	\$ -	\$ 2,908,393.80	10
11	\$ 5,087,295.82			\$ 11,198.85	\$ -	\$ 5,076,096.97	\$ -	\$ 5,076,096.97	11
12	\$ 7,357,415.29			\$ 28,403.59	\$ -	\$ 7,329,011.70	\$ -	\$ 7,329,011.70	12
13	\$ 1,742,121.79			\$ 4,557.17	\$ -	\$ 1,737,564.62	\$ -	\$ 1,737,564.62	13
14	\$ 1,577,579.95			\$ 3,077.46	\$ -	\$ 1,574,502.49	\$ -	\$ 1,574,502.49	14
15	\$ 3,062,132.62			\$ 17,593.83	\$ -	\$ 3,044,538.79	\$ -	\$ 3,044,538.79	15
16	\$ 980,430.66			\$ 5,327.09	\$ -	\$ 975,103.57	\$ -	\$ 975,103.57	16
17	\$ 1,146,914.46			\$ 1,137.98	\$ -	\$ 1,145,776.48	\$ -	\$ 1,145,776.48	17
18	\$ 14,280,204.31			\$ 83,428.65	\$ -	\$ 14,196,775.66	\$ -	\$ 14,196,775.66	18
19	\$ 1,557,058.23			\$ 1,030.32	\$ -	\$ 1,556,027.91	\$ -	\$ 1,556,027.91	19
20	\$ 2,220,551.23			\$ 1,962.55	\$ -	\$ 2,218,588.68	\$ -	\$ 2,218,588.68	20
21	\$ 606,576.78			\$ -	\$ -	\$ 606,576.78	\$ -	\$ 606,576.78	21
22	\$ 11,892,467.58			\$ 54,625.57	\$ -	\$ 11,837,842.01	\$ -	\$ 11,837,842.01	22
23	\$ 12,863.92			\$ -	\$ -	\$ 12,863.92	\$ (200.00)	\$ 12,663.92	23
24	\$ 5,370,818.40			\$ 39,719.96	\$ -	\$ 5,331,098.44	\$ -	\$ 5,331,098.44	24
	\$ 79,483,569.38	\$ -	\$ -	\$ 348,343.38	\$ -	\$ 79,135,226.00	\$ (200.00)	\$ 79,135,026.00	

2012 ABSTRACT OF RATABLES COUNTY OF SUSSEX

12											
APPORTIONMENT OF TAXES											
Section B			Section C						Section D		
(a)	(b)	(c)	I			II			Total Tax Levy On Which Tax Rate Is Computed (12AV+B(a)+B(b)+B(c)+CI(a)+CI(b)+CI(c)+CII(b))		
County Library Taxes	Local Health Services Taxes (R.S. 26:3A2-19)	County Open Space Tax	(a)	(b)	(c)	Local Municipal Purposes					
			As Required By District School Budget	Reg., Consol. & Joint School Budgets	Local School Budget	Local Municipal Budget	Municipal Open Space	Municipal Library			
1	\$ 23,755.36	\$ 9,206.99	\$ 1,643.97	\$ -	\$ 1,062,576.77	\$ -	\$ 298,301.00	\$ 18,469.00	\$ -	\$ 1,740,407.19	1
2	\$ 240,039.55	\$ 93,036.56	\$ 16,549.59	\$ -	\$ 11,306,518.71	\$ -	\$ 5,312,143.88	\$ 61,181.00	\$ -	\$ 20,328,253.31	2
3	\$ 43,638.66	\$ 16,913.82	\$ 3,017.71	\$ -	\$ 2,038,586.50	\$ -	\$ -	\$ -	\$ -	\$ 2,701,882.63	3
4	\$ 311,831.23	\$ 120,876.96	\$ 21,393.95	\$ 11,048,664.00	\$ 5,886,275.16	\$ -	\$ 7,826,629.00	\$ 110,430.00	\$ -	\$ 29,612,182.11	4
5	\$ 262,120.03	\$ 101,621.46	\$ 17,964.18	\$ -	\$ 11,960,568.19	\$ -	\$ 2,113,719.19	\$ -	\$ -	\$ 18,058,623.93	5
6	\$ 150,765.78	\$ 58,429.84	\$ 10,396.77	\$ 4,452,232.00	\$ 2,125,282.09	\$ -	\$ 4,336,295.00	\$ -	\$ -	\$ 13,205,320.83	6
7	\$ 142,856.57	\$ 55,373.48	\$ 9,740.78	\$ 4,420,188.50	\$ 3,148,556.67	\$ -	\$ 1,606,692.00	\$ 22,329.00	\$ -	\$ 11,369,499.32	7
8	\$ 155,408.68	\$ 60,229.31	\$ 10,731.35	\$ 8,119,637.00	\$ -	\$ -	\$ 2,406,350.00	\$ 166,650.00	\$ -	\$ 13,054,724.46	8
9	\$ 94,551.39	\$ 36,646.47	\$ 6,534.86	\$ 3,846,892.00	\$ 1,496,585.23	\$ -	\$ 1,953,769.00	\$ 6,208.00	\$ -	\$ 8,740,574.59	9
10	\$ 211,573.00	\$ 82,022.12	\$ 14,304.01	\$ 4,878,752.50	\$ 4,737,464.69	\$ -	\$ 2,372,243.00	\$ 39,142.32	\$ -	\$ 15,243,895.44	10
11	\$ 369,320.68	\$ 143,151.45	\$ 25,324.46	\$ 9,532,139.50	\$ 4,674,750.28	\$ -	\$ 6,511,739.29	\$ -	\$ -	\$ 26,332,522.63	11
12	\$ 533,297.08	\$ 206,698.94	\$ 36,729.60	\$ 22,854,560.00	\$ -	\$ -	\$ 12,039,217.00	\$ 9,982.00	\$ -	\$ 43,009,496.32	12
13	\$ 126,438.06	\$ 49,002.75	\$ 8,722.48	\$ 4,004,037.00	\$ 2,457,365.77	\$ -	\$ 818,502.67	\$ 43,880.17	\$ -	\$ 9,245,513.52	13
14	\$ 114,570.87	\$ 44,408.19	\$ 7,915.89	\$ 5,597,564.00	\$ -	\$ -	\$ 1,126,819.96	\$ -	\$ -	\$ 8,465,781.40	14
15	\$ 221,488.89	\$ 85,862.13	\$ 15,027.93	\$ 11,699,954.00	\$ -	\$ -	\$ 7,860,280.11	\$ -	\$ -	\$ 22,927,151.85	15
16	\$ 70,934.06	\$ 27,500.51	\$ 4,810.97	\$ 2,270,857.00	\$ 886,918.71	\$ -	\$ 2,184,461.49	\$ -	\$ -	\$ 6,420,586.31	16
17	\$ 83,374.29	\$ 32,314.53	\$ 5,766.98	\$ -	\$ 3,734,088.51	\$ -	\$ 536,327.12	\$ -	\$ -	\$ 5,537,647.91	17
18	\$ -	\$ 400,400.65	\$ 70,819.16	\$ 54,513,058.50	\$ -	\$ -	\$ 15,575,024.00	\$ 259,448.09	\$ 1,147,480.00	\$ 86,163,006.06	18
19	\$ 113,227.43	\$ 43,885.13	\$ 7,831.57	\$ 3,897,620.50	\$ 1,896,508.99	\$ -	\$ 3,180,949.42	\$ -	\$ -	\$ 10,696,050.95	19
20	\$ 161,439.99	\$ 62,572.00	\$ 11,164.27	\$ 3,862,944.50	\$ 3,420,501.14	\$ -	\$ 2,140,898.00	\$ 12,470.00	\$ -	\$ 11,890,578.58	20
21	\$ 44,139.28	\$ 17,107.30	\$ 3,054.63	\$ -	\$ 2,160,750.04	\$ -	\$ 795,459.00	\$ -	\$ -	\$ 3,627,087.03	21
22	\$ 861,257.83	\$ 333,810.31	\$ 58,889.52	\$ 42,737,346.00	\$ -	\$ -	\$ 15,798,093.00	\$ -	\$ -	\$ 71,627,238.67	22
23	\$ 936.08	\$ 362.80	\$ 64.78	\$ -	\$ -	\$ -	\$ -	\$ -	\$ -	\$ 14,027.58	23
24	\$ 387,906.21	\$ 150,393.30	\$ 26,600.56	\$ -	\$ 20,583,762.98	\$ -	\$ 3,352,877.00	\$ 69,779.00	\$ -	\$ 29,902,417.49	24
	\$ 4,724,871.00	\$ 2,231,827.00	\$ 394,999.97	\$ 197,736,447.00	\$ 83,577,060.43	\$ -	\$ 100,146,790.13	\$ 819,968.58	\$ 1,147,480.00	\$ 469,914,470.11	

2012 ABSTRACT OF RATABLES COUNTY OF SUSSEX

13

REAL PROPERTY EXEMPT FROM TAXATION

	(a) Public School Property	(b) Other School Property	(c) Public Property	(d) Church and Charitable Property	(e) Cemeteries and Graveyards	(f) Other Exemptions Not Included in Foregoing Classifications	(g) Total Amount of Real Property Exempt From Taxation (a+b+c+d+e+f)	
1	\$ -	\$ -	\$ 638,500	\$ 2,012,800	\$ -	\$ 407,200	\$ 3,058,500	1
2	\$ 9,331,100	\$ -	\$ 32,431,300	\$ 14,597,500	\$ 18,400	\$ 4,160,700	\$ 60,539,000	2
3	\$ 930,800	\$ -	\$ 3,100,126	\$ 2,661,107	\$ -	\$ 621,000	\$ 7,313,033	3
4	\$ 11,062,500	\$ -	\$ 45,770,200	\$ 2,677,400	\$ -	\$ 7,687,200	\$ 67,197,300	4
5	\$ 10,204,400	\$ -	\$ 55,186,400	\$ 6,316,900	\$ 488,900	\$ 7,862,700	\$ 80,059,300	5
6	\$ 21,527,300	\$ 1,087,500	\$ 14,938,900	\$ 8,583,800	\$ 171,700	\$ 11,368,500	\$ 57,677,700	6
7	\$ 3,804,600	\$ 227,100	\$ 17,161,800	\$ 1,173,200	\$ 8,000	\$ 2,110,900	\$ 24,485,600	7
8	\$ 5,120,600	\$ 475,600	\$ 10,730,000	\$ 22,210,300	\$ 721,100	\$ 4,920,000	\$ 44,177,600	8
9	\$ 569,200	\$ -	\$ 2,846,700	\$ 546,000	\$ -	\$ 944,400	\$ 4,906,300	9
10	\$ 21,290,200	\$ -	\$ 23,442,650	\$ 5,327,200	\$ -	\$ 579,200	\$ 50,639,250	10
11	\$ 36,211,900	\$ -	\$ 64,257,900	\$ 16,615,800	\$ 1,197,500	\$ 5,603,800	\$ 123,886,900	11
12	\$ 33,778,000	\$ 326,700	\$ 52,238,700	\$ 9,132,400	\$ -	\$ 6,909,800	\$ 102,385,600	12
13	\$ 5,532,100	\$ -	\$ 16,579,300	\$ 9,069,800	\$ 6,500	\$ 8,632,200	\$ 39,819,900	13
14	\$ 1,671,600	\$ -	\$ 49,451,950	\$ 2,149,500	\$ 39,200	\$ 1,663,300	\$ 54,975,550	14
15	\$ 24,856,800	\$ 18,378,200	\$ 66,264,700	\$ 64,128,000	\$ 1,357,200	\$ 103,821,500	\$ 278,806,400	15
16	\$ 6,169,200	\$ -	\$ 10,628,200	\$ 2,088,300	\$ 147,500	\$ 3,742,100	\$ 22,775,300	16
17	\$ 1,606,700	\$ -	\$ 311,296,700	\$ 3,600,400	\$ 299,000	\$ 6,828,700	\$ 323,631,500	17
18	\$ 38,855,400	\$ 15,753,100	\$ 44,641,200	\$ 34,592,700	\$ 1,178,500	\$ 22,284,900	\$ 157,305,800	18
19	\$ 29,871,400	\$ -	\$ 8,272,500	\$ 5,418,500	\$ -	\$ 3,982,700	\$ 47,545,100	19
20	\$ 2,875,900	\$ -	\$ 20,016,400	\$ 5,925,100	\$ 24,000	\$ 1,493,900	\$ 30,335,300	20
21	\$ 4,893,700	\$ 1,872,700	\$ 3,011,300	\$ 9,582,400	\$ -	\$ 1,275,800	\$ 20,635,900	21
22	\$ 48,943,100	\$ -	\$ 130,458,600	\$ 16,579,100	\$ 527,900	\$ 10,412,300	\$ 206,921,000	22
23	\$ -	\$ -	\$ 30,498,250	\$ 17,700	\$ -	\$ -	\$ 30,515,950	23
24	\$ 32,834,800	\$ -	\$ 54,804,300	\$ 5,138,698	\$ 1,022,300	\$ 9,509,400	\$ 103,309,498	24
	\$ 351,941,300	\$ 38,120,900	\$ 1,068,666,576	\$ 250,144,605	\$ 7,207,700	\$ 226,822,200	\$ 1,942,903,281	

2012 ABSTRACT OF RATABLES COUNTY OF SUSSEX

		14				15			
		AMOUNT OF MISCELLANEOUS REVENUES FOR THE SUPPORT OF THE LOCAL MUNICIPAL BUDGET				DEDUCTIONS ALLOWED (C. 73, L. 1976)			
		(a)	(b)	(c)	(d)	(a)	(b)		
		Surplus Revenues Apportioned	Receipts From Revenues Anticipated	Receipts From Delinquent Tax and Liens	Total of Miscellaneous Revenues (a+b+c)	Full Estimated Amount of Senior Citizen, Totally Disabled, and Surviving Spouse Deductions Allowed (C. 129, L. 1976)	Veterans Deductions		
								TAXING DISTRICT	
1	\$	64,000.00	\$ 344,859.00	\$ 110,000.00	\$ 518,859.00	\$ 750.00	\$ 4,500.00	ANDOVER BORO	1
2	\$	1,225,392.00	\$ 789,578.58	\$ 210,000.00	\$ 2,224,970.58	\$ 10,250.00	\$ 45,250.00	ANDOVER TWP	2
3	\$	268,036.92	\$ 1,072,976.13	\$ 22,000.00	\$ 1,363,013.05	\$ 1,750.00	\$ 9,000.00	BRANCHVILLE BORO	3
4	\$	1,240,102.00	\$ 1,052,550.00	\$ 339,350.00	\$ 2,632,002.00	\$ 14,000.00	\$ 68,000.00	BYRAM TWP	4
5	\$	459,000.00	\$ 770,397.10	\$ 290,000.00	\$ 1,519,397.10	\$ 9,500.00	\$ 70,500.00	FRANKFORD TWP	5
6	\$	74,799.00	\$ 1,088,506.00	\$ 343,000.00	\$ 1,506,305.00	\$ 13,750.00	\$ 39,500.00	FRANKLIN BORO	6
7	\$	523,742.00	\$ 270,057.00	\$ 125,000.00	\$ 918,799.00	\$ 4,500.00	\$ 27,000.00	FREDON TWP	7
8	\$	408,500.00	\$ 505,232.66	\$ 120,000.00	\$ 1,033,732.66	\$ 4,000.00	\$ 24,500.00	GREEN TWP	8
9	\$	250,000.00	\$ 347,724.00	\$ 226,000.00	\$ 823,724.00	\$ 9,750.00	\$ 28,000.00	HAMBURG BORO	9
10	\$	350,000.00	\$ 654,686.00	\$ 160,000.00	\$ 1,164,686.00	\$ 13,750.00	\$ 72,250.00	HAMPTON TWP	10
11	\$	980,000.00	\$ 2,231,416.17	\$ 370,000.00	\$ 3,581,416.17	\$ 15,750.00	\$ 68,500.00	HARDYSTON TWP	11
12	\$	1,050,000.00	\$ 2,275,576.00	\$ 815,000.00	\$ 4,140,576.00	\$ 37,250.00	\$ 158,000.00	HOPATCONG BORO	12
13	\$	224,700.00	\$ 760,489.80	\$ 256,978.00	\$ 1,242,167.80	\$ 4,250.00	\$ 23,250.00	LAFAYETTE TWP	13
14	\$	88,129.00	\$ 514,492.13	\$ 315,771.00	\$ 918,392.13	\$ 13,000.00	\$ 38,750.00	MONTAGUE TWP	14
15	\$	641,000.00	\$ 2,481,209.89	\$ 440,000.00	\$ 3,562,209.89	\$ 14,750.00	\$ 51,500.00	TOWN OF NEWTON	15
16	\$	47,148.00	\$ 303,986.90	\$ 220,000.00	\$ 571,134.90	\$ 9,375.00	\$ 29,250.00	OGDENSBURG BORO	16
17	\$	181,000.00	\$ 368,051.88	\$ 135,000.00	\$ 684,051.88	\$ 4,500.00	\$ 26,250.00	SANDYSTON TWP	17
18	\$	1,400,000.00	\$ 3,613,838.00	\$ 1,750,000.00	\$ 6,763,838.00	\$ 16,750.00	\$ 128,750.00	SPARTA TWP	18
19	\$	700,000.00	\$ 413,501.26	\$ 200,000.00	\$ 1,313,501.26	\$ 4,750.00	\$ 27,250.00	STANHOPE BORO	19
20	\$	574,000.00	\$ 580,131.00	\$ 270,000.00	\$ 1,424,131.00	\$ 6,750.00	\$ 37,750.00	STILLWATER TWP	20
21	\$	98,500.00	\$ 281,763.00	\$ 99,700.00	\$ 479,963.00	\$ 4,750.00	\$ 12,000.00	SUSSEX BORO	21
22	\$	575,000.00	\$ 4,874,678.00	\$ 1,800,000.00	\$ 7,249,678.00	\$ 46,500.00	\$ 173,250.00	VERNON TWP	22
23	\$	83,000.00	\$ 37,094.00		\$ 120,094.00	\$ 500.00	\$ 750.00	WALPACK TWP	23
24	\$	648,500.00	\$ 1,430,688.00	\$ 850,000.00	\$ 2,929,188.00	\$ 27,750.00	\$ 99,750.00	WANTAGE TWP	24
	\$	12,154,548.92	\$ 27,063,482.50	\$ 9,467,799.00	\$ 48,685,830.42	\$ 288,625	\$ 1,263,500		

2012

**SPECIAL DISTRICT TAX**

**Township of Stillwater**

**Water District #1**

Total Levy	\$107,127.50
2011 Tax per user household – flat fee	\$ 139.48
Amount approved by the Commissioners and voters during the adoption of the annual budget and election of water commissioners on 2/18/12 – per user household (Transmission line upgrades)	\$ 142.80
Amount of the NJEIT loan per user	\$ 11.22
365 users x \$293.50	\$107,127.50



## 2012 ABSTRACT OF RATABLES COUNTY OF SUSSEX

### BREAKDOWN OF GENERAL TAX RATE

Taxing District		1	2	3	4	5	6	7	8	9	10	11
		COUNTY TAX	LIBRARY TAX	HEALTH SERVICE TAX	COUNTY OPEN SPACE TAX	DISTRICT SCHOOL TAX	REGIONAL SCHOOL TAX	LOCAL SCHOOL TAX	MUNICIPAL PURPOSE TAX	MUNICIPAL OPEN SPACE TAX	MUNICIPAL LIBRARY TAX	GENERAL TAX RATE
1	ANDOVER BORO	0.708	0.052	0.020	0.003	-	2.301	-	0.646	0.040	-	3.770
2	ANDOVER TWP	0.540	0.040	0.016	0.002	-	1.848	-	0.868	0.009	-	3.323
3	BRANCHVILLE BORO	0.451	0.033	0.013	0.002	-	1.530	-	-	-	-	2.029
4	BYRAM TWP	0.460	0.034	0.013	0.003	1.186	0.631	-	0.839	0.011	-	3.177
5	FRANKFORD TWP	0.383	0.028	0.011	0.002	-	1.272	-	0.224	-	-	1.920
6	FRANKLIN BORO	0.446	0.033	0.013	0.002	0.957	0.456	-	0.932	-	-	2.839
7	FREDON TWP	0.440	0.032	0.013	0.003	0.989	0.705	-	0.359	0.005	-	2.546
8	GREEN TWP	0.385	0.028	0.011	0.002	1.462	-	-	0.433	0.030	-	2.351
9	HAMBURG BORO	0.628	0.046	0.018	0.003	1.859	0.723	-	0.944	0.003	-	4.224
10	HAMPTON TWP	0.744	0.055	0.021	0.004	1.246	1.210	-	0.606	0.009	-	3.895
11	HARDYSTON TWP	0.441	0.033	0.013	0.003	0.827	0.405	-	0.565	-	-	2.287
12	HOPATCONG BORO	0.368	0.027	0.011	0.002	1.144	-	-	0.603	-	-	2.155
13	LAFAYETTE TWP	0.396	0.029	0.012	0.002	0.912	0.560	-	0.186	0.010	-	2.107
14	MONTAGUE TWP	0.696	0.051	0.020	0.004	2.470	-	-	0.497	-	-	3.738
15	TOWN OF NEWTON	0.441	0.033	0.013	0.002	1.693	-	-	1.138	-	-	3.320
16	OGDENSBURG BORO	0.405	0.030	0.012	0.002	0.942	0.368	-	0.906	-	-	2.665
17	SANDYSTON TWP	0.420	0.031	0.012	0.002	-	1.367	-	0.196	-	-	2.028
18	SPARTA TWP	0.602	-	0.017	0.004	2.312	-	-	0.660	0.011	0.048	3.654
19	STANHOPE BORO	0.455	0.034	0.013	0.003	1.138	0.553	-	0.929	-	-	3.125
20	STILLWATER TWP	0.890	0.065	0.026	0.005	1.548	1.371	-	0.858	0.005	-	4.768
21	SUSSEX BORO	0.767	0.056	0.022	0.004	-	2.732	-	1.005	-	-	4.586
22	VERNON TWP	0.438	0.032	0.013	0.003	1.579	-	-	0.583	-	-	2.648
23	WALPACK TWP	0.524	0.039	0.015	0.002	-	-	-	-	-	-	0.580
24	WANTAGE TWP	0.382	0.028	0.011	0.002	-	1.475	-	0.240	0.005	-	2.143

## SUSSEX COUNTY TAX RATES 2012

<u>MUNICIPALITY</u>	<u>2012 Ratio</u>	<u>2011 Ratio</u>	<u>Difference</u>	<u>2012 Tax Rate</u>	<u>2011 Tax Rate</u>	<u>Difference</u>
ANDOVER BORO	59.80	59.80	0.00	3.770	3.605	0.165
ANDOVER TWP	77.93	73.37	4.56	3.323	3.240	0.083
R BRANCHVILLE BORO	94.44	102.34	-7.90	2.029	1.842	0.187
R BYRAM TWP	91.29	97.54	-6.25	3.177	2.636	0.541
FRANKFORD TWP	109.49	107.70	1.79	1.920	1.859	0.061
FRANKLIN BORO	94.64	95.44	-0.80	2.839	2.688	0.151
R FREDON TWP	95.56	112.58	-17.02	2.546	1.995	0.551
GREEN TWP	109.23	102.27	6.96	2.351	2.335	0.016
HAMBURG BORO	67.18	61.65	5.53	4.224	4.171	0.053
HAMPTON TWP	56.50	52.30	4.20	3.895	3.902	-0.007
HARDYSTON TWP	95.39	94.25	1.14	2.287	2.226	0.061
HOPATCONG BORO	114.22	110.48	3.74	2.155	2.072	0.083
LAFAYETTE TOWNSHIP	106.51	101.33	5.18	2.107	2.061	0.046
MONTAGUE TOWNSHIP	60.44	55.44	5.00	3.738	3.635	0.103
TOWN OF NEWTON	95.93	95.11	0.82	3.320	3.260	0.060
OGDENSBURG BORO	104.60	100.33	4.27	2.665	2.599	0.066
SANDYSTON TOWNSHIP	100.47	100.26	0.21	2.028	1.934	0.094
SPARTA TOWNSHIP	69.55	67.93	1.62	3.654	3.514	0.140
STANHOPE BORO	92.87	90.92	1.95	3.125	3.027	0.098
STILLWATER TOWNSHIP	47.32	45.13	2.19	4.768	4.661	0.107
SUSSEX BORO	55.29	56.33	-1.04	4.586	4.464	0.122
VERNON TOWNSHIP	95.86	91.50	4.36	2.648	2.614	0.034
WALPACK TOWNSHIP	95.42	95.42	0.00	0.580	0.569	0.011
WANTAGE TOWNSHIP	109.74	106.19	3.55	2.143	2.052	0.091

(R) DENOTES REVALUED OR REASSESSED DISTRICT

## CALENDAR YEAR REQUIREMENTS

### ANDOVER REGIONAL SCHOOL DISTRICT

Andover Borough	\$ 1,062,576.77
Andover Township	\$ 11,306,518.71
Total	\$ 12,369,095.48

### HIGH POINT REGIONAL SCHOOL DISTRICT

Branchville Borough	\$ 847,936.98
Frankford Township	\$ 5,000,408.72
Lafayette Township	\$ 2,457,365.77
Sussex Borough	\$ 726,013.02
Wantage Township	\$ 7,155,070.51
Total	\$ 16,186,795.00

### KITTATINNY REGIONAL SCHOOL DISTRICT

Fredon Township	\$ 3,148,556.67
Hampton Township	\$ 4,737,464.69
Sandyston Township	\$ 1,851,200.48
Stillwater Township	\$ 3,420,501.14
Walpack Township	\$ -
Total	\$ 13,157,722.98

### FRANKFORD SCHOOL DISTRICT

Branchville School	\$ 1,190,649.52
Frankford Township	\$ 6,960,159.47
Total	\$ 8,150,808.99

### LENAPE VALLEY REGIONAL SCHOOL DISTRICT

Byram Township	\$ 5,886,275.16
Stanhope Borough	\$ 1,896,508.99
Sub-Total	\$ 7,782,784.15
Netcong Borough (Morris County)	\$ 1,714,309.35
Total	\$ 9,497,093.50

### SANDYSTON-WALPACK CONSOLIDATED SCHOOL DISTRICT

Sandyston Township	\$ 1,882,888.03
Walpack Township	\$ 21,856.47 **
Total	\$ 1,904,744.50

### SUSSEX-WANTAGE REGIONAL SCHOOL DISTRICT

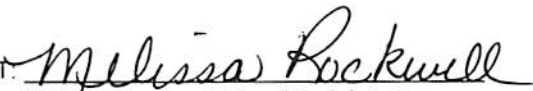
Sussex Borough	\$ 1,434,737.02
Wantage Township	\$ 13,428,692.47
Total	\$ 14,863,429.49

### WALKKILL VALLEY REGIONAL SCHOOL DISTRICT


Franklin Borough	\$ 2,125,282.09
Hamburg Borough	\$ 1,496,585.23
Hardyston Township	\$ 4,674,750.28
Ogdensburg Borough	\$ 886,918.71
Total	\$ 9,183,536.31


\*\*Adjusted pursuant to Statute RS 40:48-17.1 & 17.3


2012 ABSTRACT OF RATABLES COUNTY OF SUSSEX	
CERTIFICATION	
TOTAL AMOUNT OF MISCELLANEOUS REVENUES (INCLUDING SURPLUS REVENUES APPROPRIATED) FOR THE SUPPORT OF THE COUNTY BUDGET	\$28,473,024.29
RATE PER \$100 TO BE APPLIED TO COL. 11 FOR APPORTIONMENT OF COUNTY TAXES	0.42071160
NET COUNTY TAXES APPORTIONED (12.A.III)	79,135,226.00
* ADJUSTMENTS (NET TOTAL - 12.A.II)	348,343.38
TOTAL COUNTY TAXES APPORTIONED (INCLUDING ADJUSTMENTS - TOTAL 12.A.I)	79,483,569.38
* - NET OVERPAYMENTS ARE ADDED TO THE NET TAXES APPORTIONED NET UNDERPAYMENTS ARE DEDUCTED FROM THE NET TAXES APPORTIONED	
RATE PER \$100 TO BE APPLIED TO COL. 11 FOR APPORTIONMENT OF LIBRARY TAXES	0.03061427
RATE PER \$100 TO BE APPLIED TO COL. 11 FOR APPORTIONMENT OF HEALTH SERVICE	0.01186534
RATE PER \$100 TO BE APPLIED TO COL. 11 FOR APPORTIONMENT OF CTY OPEN SPACE TAXES	0.00211864

ATTEST:   
Melissa Rockwell, Tax Administrator


SUSSEX COUNTY BOARD OF TAXATION

  
John Fierro, President

  
Richard Ecker, Commissioner

  
George Conway, Commissioner

I hereby certify this to be a true copy of the Abstract of Ratables and Exemptions for the County of SUSSEX, State of New Jersey for the year 2012 filed with me by the SUSSEX County Board of Taxation

  
Bernard Re, County Treasurer

## 2011 SUSSEX COUNTY TAX ASSESSORS

<b>ANDOVER BOROUGH</b> Joseph Ferraris	137 Main Street Andover, NJ 07821	<b>LAFAYETTE TOWNSHIP</b> Maureen Kaman	33 Morris Farm Road Lafayette, NJ 07848
<b>ANDOVER TOWNSHIP</b> Jack Marchione	134 Newton-Sparta Road Newton, NJ 07860	<b>MONTAGUE TOWNSHIP</b> Jeffrey Lauver	277 Clove Road Montague, NJ 07827
<b>BRANCHVILLE BOROUGH</b> Kathy Kieb	P.O. Box 840 Branchville, NJ 07826	<b>TOWN OF NEWTON</b> Scott Holzhauer	39 Trinity Street Newton, NJ 07860
<b>BYRAM TOWNSHIP</b> Penny Holenstein	10 Mansfield Drive Stanhope, NJ 07874	<b>OGDENSBURG BOROUGH</b> Kathy Kieb	14 Highland Avenue Ogdensburg, NJ 07439
<b>FRANKFORD TOWNSHIP</b> Jason Laliker	151 Route 206 South Augusta, NJ 07822	<b>SANDYSTON TOWNSHIP</b> Robert Pastor	133 Route 645 Branchville, NJ 07826
<b>FRANKLIN BOROUGH</b> Scott Holzhauer	46 Main Street Franklin, NJ 07416	<b>SPARTA TOWNSHIP</b> Joseph Ferraris	65 Main Street Sparta, NJ 07871
<b>FREDON TOWNSHIP</b> Jason Laliker	443 Route 94 Newton, NJ 07860	<b>STANHOPE BOROUGH</b> Maureen Kaman	77 Main Street Stanhope, NJ 07874
<b>GREEN TOWNSHIP</b> Penny Holenstein	P.O. Box 65 Tranquility, NJ 07879	<b>STILLWATER TOWNSHIP</b> Penny Holenstein	964 Stillwater Road Newton, NJ 07860
<b>HAMBURG BOROUGH</b> Maureen Kaman	16 Walkkill Avenue Hamburg, NJ 07419	<b>SUSSEX BOROUGH</b> Kristy Lockburner	c/o Wantage - 888 Route 23 Wantage, NJ 07461
<b>HAMPTON TOWNSHIP</b> Joseph Ferraris	1 Rumsey Way Newton, NJ 07860	<b>VERNON TOWNSHIP</b> Lynne Schweighardt	21 Church Street Vernon, NJ 07462
<b>HARDYSTON TOWNSHIP</b> Scott Holzhauer	149 Wheatsworth Road, Suite A Hardyston, NJ 07419	<b>WALPACK TOWNSHIP</b> Maureen Kaman	c/o Lafayette – 33 Morris Farm Road Lafayette, NJ 07848
<b>HOPATCONG BOROUGH</b> Therese dePierro	111 River Styx Road Hopatcong, NJ 07843	<b>WANTAGE TOWNSHIP</b> Kristy Lockburner	888 Route 23 Wantage, NJ 07461